

STOLLER'S THAT® FLOWABLE SULFUR

ACTIVE INGREDIENT:	
Sulfur	52.0%
OTHER INGREDIENTS:	
.....	48.0%
TOTAL	100.0%
Contains 6 lbs. sulfur per gallon	

EPA Reg. No. 57538-5

EPA Est. No. ☐ 57538-TX-2☐ 57538-FL-1☐ 57538-IA-1

KEEP OUT OF REACH OF CHILDREN CAUTION

FIRST AID	
If swallowed:	<ul style="list-style-type: none"> • Call a poison control center or doctor immediately for treatment advice. • Have person sip a glass of water if able to swallow. • Do not induce vomiting unless told to do so by the poison control center or doctor. • Do not give anything by mouth to an unconscious person.
If in eyes:	<ul style="list-style-type: none"> • Hold eye open and rinse slowly and gently with water for 15-20 minutes. • Remove contact lenses, if present, after the first 5 minutes, then continue rinsing eye. • Call a poison control center or doctor for treatment advice.
If on skin or clothing:	<ul style="list-style-type: none"> • Take off contaminated clothing. • Rinse skin immediately with plenty of water for 15-20 minutes. • Call a poison control center or doctor for treatment advice.
Have the product container or label with you when calling a poison control center or doctor, or going for treatment. For emergency information concerning this product, call the National Pesticides Information Center (NPIC) at 1-800-858-7378.	

See additional precautionary statements on container label.

NET CONTENTS: (11.5 lb/gallon or 1.38 kg/litre)	<input type="checkbox"/> 1 Gallon	<input type="checkbox"/> 4 Liters
	<input type="checkbox"/> 2.5 Gallons	<input type="checkbox"/> 10 Liters
	<input type="checkbox"/> 5 Gallons	<input type="checkbox"/> 20 Liters

Manufactured For



STOLLER ENTERPRISES, INC.

4001 W Sam Houston Pkwy N, Suite 100 • Houston, Texas 77043 U.S.A.
Toll Free 1-800-539-5283 • Phone (713) 461-1493 • Fax (713) 461-4467

PRECAUTIONARY STATEMENTS

HAZARDS TO HUMANS AND DOMESTIC ANIMALS

CAUTION: Harmful if swallowed, inhaled, or absorbed through skin. Avoid breathing mist. Avoid contact with skin and eyes.

PERSONAL PROTECTIVE EQUIPMENT

Some materials that are chemical-resistant to this product are listed below. If you want more options, follow the instructions for Category A on an EPA chemical-resistance category selection chart.

Applicators and other handlers must wear long-sleeved shirt and long pants, chemical-resistant gloves made of any waterproof material, shoes plus socks, and protective eyewear.

ENGINEERING CONTROLS STATEMENTS

When handlers use closed systems, enclosed cabs, or aircraft in a manner that meets the requirements listed in the Worker Protection Standard (WPS) for agricultural pesticides [40 CFR 170.240(d)(4-6)], the handler PPE requirements may be reduced or modified as specified in the WPS.

USER SAFETY RECOMMENDATIONS

Users should: Wash hands before eating, drinking, chewing gum, using tobacco or using the toilet. Remove PPE immediately after handling this product. Wash the outside of gloves before removing. As soon as possible, wash thoroughly and change into clean clothing.

ENVIRONMENTAL HAZARDS

Do not apply directly to water, to areas where surface water is present, or to intertidal areas below the mean high water mark. Do not contaminate water when disposing of rinsate or equipment washwaters.

PHYSICAL OR CHEMICAL HAZARDS

Keep away from heat, sparks or flames. Do not smoke while applying this product.

DIRECTIONS FOR USE

It is a violation of Federal law to use this product in a manner inconsistent with its labeling. Do not apply this product in a way that will contact workers or other persons, either directly or through drift. Only protected handlers may be in the area during application. For any requirements specific to your State or Tribe, consult the agency responsible for pesticide regulation.

Z-THATS

PEEL BACK BOOK HERE AND RESEAL AFTER OPENING

AGRICULTURAL USE REQUIREMENTS

Use this product only in accordance with its labeling and with the Worker Protection Standard, 40 CFR part 170. This Standard contains requirements for the protection of agricultural workers on farms, forests, nurseries, and greenhouses and handlers of agricultural pesticides. It contains requirements for training, decontamination, notification, and emergency assistance. It also contains specific instructions and exceptions pertaining to the statements on this label about personal protective equipment (PPE) and restricted-entry interval. The requirements in this box only apply to uses of this product that are covered by the Worker Protection Standard.

Do not enter or allow worker entry into treated areas during the restricted-entry interval (REI) of 24 hours.

PPE required for early entry to treated areas that is permitted under the Worker Protection Standard and that involves contact with anything that has been treated, such as plants, soil, or water is: Coveralls, chemical-resistant gloves made of any waterproof material, shoes plus socks, and protective eyewear.

NOTE TO USER

Some fruits and other plants are susceptible to injury from sulfur under certain climatic conditions. The user is advised not to use sulfur on any crop unless local use has proved that sulfur is safe in that locality. When crops are intended for processing, consult with processor before applying sulfur.

During periods of high temperature, sulfur may burn foliage and fruit. Do not make sulfur applications at excessively high temperatures. Do not use sulfur with oil or within 4 weeks of an oil application unless in a dormant, delayed dormant, or postharvest application. When sulfur is used with arsenicals, lime should be added to prevent plant injury.

STORAGE AND DISPOSAL

Do not contaminate water, food, or feed by storage or disposal.

PESTICIDE STORAGE: Protect from freezing. This product freezes at 32°F. Stacking instructions: When storing pails, stack three high on the pallet. Do not stack pallets. If container is leaking or damaged, transfer contents and label to suitable container. Avoid prolonged storage or exposure to mild steel. Absorb spills with dry absorbent and dispose of as directed below.

PESTICIDE DISPOSAL: Wastes resulting from the use of this product may be disposed of on site or at an approved waste disposal facility.

CONTAINER DISPOSAL: Non-refillable container. Do not reuse or refill this container. Clean container promptly after emptying. Offer for recycling, if available.

**FOR CHEMICAL EMERGENCY: Spill, leak, fire, exposure or accident, call
CHEMTREC 1-800-424-9300.**

DIRECTIONS FOR MIXING

Before using, stir until smooth. Pour specified amount in partially filled spray tank. Keep agitator running during filling and spraying operation. Do not allow mixture to stand. Failure to maintain agitation will cause THAT® Flowable Sulfur to settle and may necessitate manual stirring to redispense. When used with dormant oil, add oil when tank is 1/2 full and maintain agitation until spraying is completed.

The strong adhesive properties of THAT® Flowable Sulfur act as a sticker on the plant, and the sticking characteristic necessitates the flushing of equipment with water after each day's use. Sulfur in any form is corrosive material. To reduce the effect, equipment should be flushed daily.

THAT® Flowable Sulfur is adaptable to spraying from all types of spray equipment. For dilute, high volume foliage sprays apply 25 to 100 gallons per acre (GPA) for most vegetable crops, 400 to 800 for fruit orchards and up to 1500 GPA as may be required for large citrus groves. For concentrate ground sprays, use 5 to 20 GPA for most vegetable crops and 25 to 100 GPA for fruit and nut crops. For aerial spraying, use 3 to 15 GPA.

APPLICATION AND CALIBRATION TECHNIQUES – FOR SPRINKLER IRRIGATION

Apply this product only through the following types of irrigation systems. Do not apply this product through any other type of irrigation system. Crop injury, lack of effectiveness, or illegal pesticide residues in the crop can result from non-uniform distribution of treated water. If you have any questions about calibration, you should contact State Experiment Station specialists, equipment manufacturers, or other experts. Do not connect an irrigation system (including greenhouse systems) used for pesticide application to a public water system unless the pesticide label-prescribed safety devices for public water systems are in place. A person knowledgeable of the chemigation system and responsible for its operation or under the supervision of the responsible person shall shut the system down and make necessary adjustments should the need arise.

A. Cent
injec
equip
equip
of pr
revol
the c

B. Solic
and
into
injec
to in
irrig
syste

1. The :
locat
2. All p
towa
3. The j
of th
irriga
4. The s
motc
5. The i
press
6. Syst
and i
7. Do n

Public v
15 servi

Chemig
or the fi
water fr
comple
twice th
pesticid
decreas

For add

TREE F
on tree s

contains
agricultural
specific
entry

contact with
material,

use sulfur
processor

temperatures.
tion. When

three high
prolonged

sal facility.

Offer for

operation.
ual stirring

he flushing
ished daily.

/ 25 to 100
arge citrus
. For aerial

ION

of irrigation
of treated
ufacturers,
blic water
ble of the
stem down

- A. Center pivot, traveler, big gun, motorized lateral move, end tow, and side (wheel) roll irrigation equipment: Operate system and injection equipment at normal pressures recommended by the manufacturer of injection equipment used. Fill tank of injection equipment with water. Operate system for one complete circle for center pivot, or one complete run for the other recommended equipment, measuring time required, amount of water injected, and acreage contained in circle or run. Mix recommended amount of product for acreage to be covered into same amount of water used during calibration and inject into system continuously for one revolution or run, but continue to operate irrigation system until product has been cleared from last sprinkler head. Spray mixture in the chemical spray tank must be agitated at all times, otherwise settling and uneven application may occur.
- B. Solid state and hand move irrigation equipment: Determine acreage covered by sprinkler. Fill tank of injection equipment with water and adjust flow to use contents over a thirty to forty-five minute period. Mix desired amount of product for acreage to be covered into quantity of water used during calibration and operate entire system at normal pressures recommended by the manufacturer of injection equipment used for amount of time established during calibration. Provide constant mechanical agitation in the mix tank to insure that product will remain in suspension during the injection cycle. Product can be injected at the beginning or end of the irrigation cycle or as a separate application. Stop injection equipment after treatment is completed and continue to operate irrigation system until pesticide has been cleared from the last sprinkler head.

SAFETY DEVICES

1. The systems designated above must contain a functional check valve, vacuum relief valve, and low pressure drain appropriately located on the irrigation pipeline to prevent water source contamination from back flow.
2. All pesticide injection pipelines must contain a functional, automatic, quick-closing check valve to prevent the flow of fluid back toward the injection pump.
3. The pesticide injection pipeline must also contain a functional, normally closed, solenoid-operated valve located on the intake side of the injection pump and connected to the system interlock to prevent fluid from being withdrawn from the supply tank when the irrigation system is either automatically or manually shut down.
4. The system must contain functional interlocking controls to automatically shut off the pesticide injection pump when the water pump motor stops.
5. The irrigation line or water pump must include a functional pressure switch which will stop the water pump motor when the water pressure decreases to the point where pesticide distribution is adversely affected.
6. Systems must use a metering pump, such as a positive displacement injection pump (e.g., diaphragm pump) effectively designed and constructed of materials that are compatible with pesticides and capable of being fitted with a system interlock.
7. Do not apply when wind speed favors drift beyond the area intended for treatment.

SYSTEMS CONNECTED TO PUBLIC WATER SOURCES

Public water system means a system for the provision to the public of piped water for human consumption if such system has at least 15 service connections or regularly serves an average of at least 25 individuals daily at least 60 days out of the year.

Chemigation systems connected to public water systems must contain a functional, reduced-pressure zone, backflow preventer (RPZ) or the functional equivalent in the water supply line upstream from the point of pesticide introduction. As an option to the RPZ, the water from the public water system should be discharged into a reservoir tank prior to pesticide introduction. There shall be a complete physical break (air gap) between the outlet end of the fill pipe and the top or overflow rim of the reservoir tank of at least twice the inside diameter of the fill pipe. The system must contain functional interlocking controls to automatically shut off the pesticide injection pump when the water pump motor stops, or in cases where there is no water pump, when the water pressure decreases to the point where pesticide distribution is adversely affected.

For additional instructions on safety precautions, refer to statements (2), (3), (4), (6), and (7) in the section on safety devices.

TREE FRUITS: Use in a thorough coverage dilute spray. Do not apply more than 1.25 to 2.5 gals/acre of THAT® Flowable Sulfur depending on tree size, density, disease and species. Because of variations in the types of spray equipment, a range of low and high rates is listed.

Almon

Apple,

Avoca

Berries
boysei
dewbe
bluebe
berries
raspbe

Cherry

Citrus
limes,
tanger

Figs

Grape:

ystem and
f injection
mmended
d amount
sly for one
mixture in

with water
e covered
acturer of
mix tank
and of the
irrigation

ropriately

fluid back

take side
when the

ater pump

the water

designed

as at least

nter (RPZ)
RPZ, the
shall be a
of at least
ut off the
pressure

depending
s listed.

CROP	DISEASE/PEST	RATE/100 GALS*/ OR PER ACRE	USE INSTRUCTIONS
TREE FRUIT, NUT, AND SOFT FRUIT CROPS			
Almonds	Brown rot, blossom and twig blight, leaf spot, rust, scab, powdery mildew, silver mite, flat mite, almond mite, European red mite, Atlantic mite, Pacific mite, two-spotted mite, brown mite and red spider mite	1 to 4 gals./A	Apply at bloom or early petal fall. Repeat as necessary, usually 10 to 14 days or after a period of wet weather.
Apple, Pear	Scab	1-1/2 to 3-1/2 pts./100 gallons	Pre-bloom through calyx sprays.
		1 to 12 pts./100 gallons	Cover sprays.
	Powdery mildew	2-1/2 to 3 pts./100 gallons	Pre-bloom through calyx sprays.
		2 pts./100 gallons	Cover sprays.
	Rust mite	2 to 3-3/4 pts./100 gallons plus 1 to 1-1/2 gals. superior type dormant oil	Dormant, delayed dormant or post-harvest.
Avocados	Brown mite	5 gals./A	Apply as needed.
Berries (Blackberries, boysenberries, dewberries, loganberries, blueberries, gooseberries, huckleberries, raspberries, currants	Powdery mildew	1 to 2-1/2 gals./A	Apply before blossom and continue at 10-day intervals as necessary.
Cherry, Prunes	Brown rot, leafspot	1-1/2 to 1-3/4 pts./100 gallons	Pink and bloom sprays.
		2/3 to 1-3/4 pts./100 gallons	Apply at petal fall, shuck and as cover sprays.
Citrus (grapefruit, lemons, limes, oranges, tangelos, tangerines)	Rust mite, clover mite	1 to 4 pts./100 gallons	Do not apply within 4 weeks of a petroleum oil application.
	Thrips	2-1/2 to 3-3/4 pts./100 gallons	Spring flush at 3 to 4" growth. Repeat if needed. Do not apply within 4 weeks of an oil application.
Figs	Fig rust mite, almond mite, European red mite, common red spider mite, Pacific mite, Eriophyid mite	2/3 to 7 gals./A	Apply when mites first appear. Since the effectiveness of sulfur varies in different localities, state agricultural experiment stations should be consulted as to the effectiveness before application.
Grapes	Powdery mildew	1 to 2 pts./100 gallons (max. 5 pts./A)	Make first application when shoots are 6 to 8" long, second when shoots are 12 to 15" long, and third about bloom stage. The timing, rate and number of applications will vary with local conditions. Consult state agricultural experiment station in your region for specific information. Follow "Note to User" section on this label.

(continued)

Macad
Mango
Olives
Peach
Pecans
Pistach
Pomeg
Quince
Strawb
Walnut

CROP	DISEASE/PEST	RATE/100 GALS*/ OR PER ACRE	USE INSTRUCTIONS
Macadamias	Pacific mite, almond mite, two-spotted mite, red spider mite, broad mite	1 to 2 gals./A	Apply throughout the season as needed.
Mangoes	Powdery mildew	5 gals./A	Apply before flowering and continue at intervals of 20 days.
Olives	Olive mite	6 to 8 gals./A	Use lower rate when temperature is over 85°F. Do not apply if temperature is >95°F.
Peaches, Nectarines	Powdery mildew, brown rot, leafspot	1-1/2 to 3-1/2 pts./ 100 gallons	Pink and bloom sprays
		2/3 to 3-3/4 pts./ 100 gallons	Petal fall, chuck and cover sprays
	Scab	3-3/4 pts./100 gallons	Shuck-split through harvest. Do not apply during periods of excessively high temperatures.
Pecans	Powdery mildew, leafspot, sooty mold, silver mite, flat mite, two-spotted mite, red spider mite, Eriophyid mite	2/3 to 2 gals./A	Apply throughout the season as needed. Some varieties of pecans are sensitive to sulfur sprays under certain conditions. Do not apply unless varieties are known to be tolerant of sulfur.
Pistachios	Mites including citrus flat mite	1 to 8 gals./A	Apply when mites first appear and repeat as necessary. May be applied by ground or air. When temperatures exceed 85°F, lower rates and more frequent applications are advised in order to avoid crop injury. Do not apply if temperature is >95°F.
Pomegranates	Mites	1/2 to 1-1/3 gals./A	Begin applications in May or June. Make additional applications on a 3 to 4 week basis, or as necessary. Use higher rates if past mite damage has been high. If temperatures exceed 85°F, lower rates and more frequent applications are advised to avoid crop injury. Do not apply if temperature is >95°F.
Quince	Brown rot, powdery mildew, scab	5 to 9 gals./A	Begin before diseases are expected to appear. Repeat at 7- to 10-day intervals or as necessary.
Strawberries	Powdery mildew	1 pt./A	Apply at first sign of infection and repeat at 2- week intervals. For strawberries that will be canned, discontinue application well before harvest, in accordance with local canner's recommendations.
Walnuts	Pacific mite, almond mite, two-spotted mite, red spider mite, European red mite, broad mite	1 to 3 gals./A	Apply as needed.

repeat as
or after a

invest.

at 10-day

sprays.

oleum oil

if needed.
application.

since the
localities,
should be
application.

6 to 8"
long, and
rate and
with local
experiment
formation.
label.

(continued)

CROP	DISEASE/PEST	RATE/100 GALS*/ OR PER ACRE	USE INSTRUCTIONS
FIELD AND VEGETABLE CROPS			
Alfalfa including seed alfalfa	Lygus mites, Pacific mites, strawberry mites, Atlantic mites, red spider mites	1/2 to 3 gals./A	Apply throughout the season as necessary.
Globe Artichokes	Leafspot	1 to 2 gals./A	Begin when disease first appears and repeat at 7- to 10-day intervals as necessary.
Asparagus	Rust	5 to 8 qts./A	Apply after cutting stops. Irrigate and cultivate before applying sulfur. Repeat at 7- to 10-day intervals throughout the season.
	Two-spotted mite, brown mite	1 gal./A	
Beans (dry, colored, green, snap, lima)	Leafspot, powdery mildew, rust	4 to 8 pts./A	Apply at early leaf stage and repeat every 14 days as necessary.
Broccoli, Brussels sprouts, cabbage, cauliflower, collards, kale, mustard greens, rutabagas, turnips	Powdery mildew, rust, red spider mite, broad mite, two-spotted mite, Atlantic mite, Pacific mite.	3 to 5 pts./A	Apply at early leaf stage and repeat every 10 to 14 days as necessary.
Carrots	Powdery mildew, Petrobia mite	1 to 13 pts./A	Apply at early leaf stage and repeat every 14 days as necessary.
Corn, wheat, barley, oats, rye, sorghum	Powdery mildew, red spider mite, two-spotted mite, Pacific mite, Atlantic mite, Banks grass mite	6 qts./A	Apply when mites first appear and continue as necessary.
Clover	Powdery mildew, spider mite	1 to 2 gals./A	Apply at first sign of disease or infestation and repeat at 7- to 10-day intervals as needed to maintain control.
Cotton	Atlantic mite	1 to 4 qts./A	Apply 1 qt. for early season control and up to 4 qts. for mid- to late-season control.
Cucurbits (melons, cucumbers, squash, pumpkins)	Powdery mildew	2 to 4 pts./A	Use every 14 days as necessary. Cucurbits are sensitive to sulfur and some plant injury may occur. Applications should be made during times that lower temperatures are expected (evening). Use the lower rates if air temperatures are over 85°F and do not apply if air temperatures are expected to be over 90°F.
Eggplant	Powdery mildew	1 to 2 gals./A	Begin when first true leaves appear. Repeat at weekly intervals.
Flax	Powdery mildew	3 to 5 gals./A	Begin at first sign of disease. Repeat at 7- to 10-day intervals as necessary.
Grass seed crops	Timothy mite	2 to 4 gals./A	Begin when infestation first occurs and repeat at 7- to 10-day intervals as needed to maintain control.
Hops	Red spider mite, European red mite, Pacific mite suppression	2 to 8 qts./A	Begin when infestation first occurs and repeat as needed.
Lettuce (head and leaf), radicchio (powdery mildew only)	Powdery mildew, rust, red spider mite	4 to 6 pts./A	Apply at early leaf stage and repeat every 14 days or as needed. Thorough coverage is required.
Okra	Powdery mildew, leafspot	4 to 8 pts./A	Use every 14 days as necessary.

(continued)

Onions, (

onions, c

Parsley

Peanuts

Peas

Peppers

Potatoes

Spearmin

Spinach

Soybean

Sugar be

Tomatoe

*See "Dire

Omamei

Asters, c

Calendul
hollyhockClematis, c
(English), kCosmos, c
dahlia, del
ligustrum,
peas, viol

Roses

CROP	DISEASE/PEST	RATE/100 GALS*/ OR PER ACRE	USE INSTRUCTIONS
Onions, garlic, dry onions, dry shallots	Powdery mildew, Petrobia mite	2 to 5 qts./A	Apply when disease first appears and repeat as necessary.
Parsley	Powdery mildew	4 to 8 pts./A	Apply at early leaf stage and repeat as needed.
Peanuts	Rust	2 to 4 pts./A	Apply in sufficient water for thorough coverage. Begin application approximately 6 weeks after planting. Repeat at 7- to 10-day intervals as long as rust control is required.
Peas	Powdery mildew, Septoria leafspot	3 to 5 pts./A	Apply at early leaf stage and repeat every 10 to 14 days as necessary.
Peppers	Powdery mildew, red spider mite	3 to 5 pts./A	Apply at early leaf stage and repeat every 10 to 14 days as necessary.
Potatoes	Powdery mildew	3 to 5 pts./A	Apply at early leaf stage and repeat every 10 to 14 days as necessary.
Spearmint, peppermint	Powdery mildew	3-1/4 to 5-1/4 pts./A	Apply when first sign of infection appears or when plants have 4 to 5 leaves followed by additional sprays at 2-week intervals, until pink bud stage or 4 weeks before harvest. After harvest, apply when infection appears or when plants have 4 to 5 leaves and repeat at 2-week intervals, as often as necessary to cover new growth or until growth ceases in the field. Before applying on a crop to be harvested for oil, authorization should be obtained from the buyer of the oil.
Spinach	Powdery mildew, rust	3 to 6 qts./A	Apply when disease first appears. Repeat at 7- to 10-day intervals.
Soybeans	Leafspot, powdery mildew, two-spotted mite, Atlantic mite, Pacific mite	2 to 8 qts./A	Apply at early leaf stage and repeat every 14 days as necessary.
Sugar beets, table beets	Powdery mildew, red spider mite	2/3 gal./A.	Apply as required at 14-day intervals.
Tomatoes	Tomato russet mite, powdery mildew	1/2 to 1 gal./A	Use full coverage sprays.

*See "Directions for Mixing" on spray volumes.

Ornamentals:

CROP	DISEASE/PEST	RATE/100 GALS*/ OR PER ACRE	USE INSTRUCTIONS
Asters, carnations	Powdery mildew	3 to 8 pts.	Apply when disease first appears and repeat at 5- to 10-day intervals as required. During periods of humid or rainy weather, it may be necessary to make applications as often as every 2 to 3 days.
Calendula, cherry laurels, hollyhock, smilax	Leaf spot and Powdery mildew	3 to 8 pts.	
Clematis, columbine, ivy (English), laurel, petunia, sage	Leaf spot	3 to 8 pts.	
Cosmos, crape myrtle, dahlia, delphinium, gladiolus, ligustrum, sunflowers, sweet peas, violets, zinnias	Powdery mildew	3 to 8 pts.	
Roses	Powdery mildew, Black spot, Red spider mite, Two-spotted mite	3 to 8 pts.	

Turf: For u to suppress application conditions rates when

This produ consid-erec on this lab Experiment be damage

This produ

Maintenan
Moderate
Severe de

Use generz applied to requiremen Information

CONDITIO
deemed to authorized

WARRANT
the purpos express wa the label he

INHERENT
associated

LIMITATIO
damages r of the prod

tinued)

Turf: For use on all types and applications including but not limited to golf putting/nonputting greens with no cutting height restrictions to suppress Fusarium patch in bentgrass, bluegrass, ryegrass, and fescue and take-all in bentgrass. Apply 1 to 2 gals./A. Make monthly applications September through May. Apply as a preventive measure prior to the outbreak of disease. Use the higher rate when weather conditions indicate a potential for increased disease expression. Higher rates should be used when temperatures are below 85°F, lower rates when temperatures exceed 85°F. Can cause *Poa annua* decline. Thorough coverage is required.

NUTRIENT USE:

GUARANTEED ANALYSIS

Sulfur (S)52.0%
Derived from elemental sulfur.

This product contains sulfur, which is an essential nutrient for plant growth. Therefore, when applied as directed, this product can be considered a necessary component of the total plant nutrient profile. This product may be applied as a supplement to any crop listed on this label at rates given in the directions for use for that crop. Local agricultural authorities including your State Agricultural Experimental Station or Ex-tension Specialist may be a reliable source for additional information pertaining to this use. Some crops may be damaged by sulfur under certain climatic conditions. Refer to section entitled "Note to User" for additional precautions.

FOR USE AS A SOIL AMENDMENT

This product may be applied with ground equipment, aircraft or sprinkler irrigation.

Soil Application Rates, All Crops

Maintenance applications	1 gallon per acre
Moderate deficiency	1 to 2 gallons per acre
Severe deficiency	2 to 3 gallons per acre

Use general rates when leaf and soil tests are not available. For every 10 pounds of nitrogen, most crops need 1 pound of sulfur. When applied to the soil, this product can be mixed with fertilizer or water. Use 1 to 3 gallons of sulfur per acre depending on the nitrogen requirement of the crop. If other forms of sulfur are used, adjust the above rates accordingly.

Information regarding the contents and levels of metals in this product is available on the internet at <http://www.wa.gov/agr/>.

NOTICE – Read carefully.

CONDITIONS OF SALE: Stoller Enterprises, Inc. (and Seller) offer(s) this product for sale subject to (and buyer and all users are deemed to have accepted) the following conditions of sale and warranty which may only be varied by written agreement of a duly authorized representative of Stoller.

WARRANTY LIMITATION: Stoller warrants that this product conforms to the chemical description on the label and is reasonably fit for the purposes referred to in the directions for use on the label subject to the inherent risks referred to below. Stoller makes no other express warranties. There is no implied warranty of merchantability and there are no warranties that extend beyond the description on the label hereof.

INHERENT RISKS: The directions for use of this product must be followed carefully. However, it is impossible to eliminate all risks associated with use. Buyer assumes all risks associated with use or application of this product contrary to label instructions.

LIMITATION OF LIABILITY: To the extent consistent with applicable law, Stoller shall not be liable for special indirect or consequential damages resulting from the use or handling of this product and no claim of any kind shall be greater in amount than the purchase price of the product in respect of which such damages are claimed.

ACTIVE II
Sulfur ...
OTHER IN

EPA Reg. Nr.

KEEP

If swallowed:

If in eyes:

If on skin or clothing:

Have the pro
doctor, or goi
the National I

See add
NET COI
(11.5 lb/gallon)

4001 W Sa
Toll Free 1

Job 724:

rections
monthly
weather
F, lower

can be
p listed
cultural
ps may

r. When
nitrogen

ers are
a duy

ly fit for
o other
tion on

all risks

quential
se price

STOLLER'S THAT® FLOWABLE SULFUR

ACTIVE INGREDIENT:	
Sulfur	52.0%
OTHER INGREDIENTS:	
.....	48.0%
TOTAL	100.0%
Contains 6 lbs. sulfur per gallon	

EPA Reg. No. 57538-5

EPA Est. No. ☐ 57538-TX-2
☐ 57538-FL-1
☐ 57538-IA-1

KEEP OUT OF REACH OF CHILDREN CAUTION

FIRST AID

If swallowed:	<ul style="list-style-type: none">• Call a poison control center or doctor immediately for treatment advice.• Have person sip a glass of water if able to swallow.• Do not induce vomiting unless told to do so by the poison control center or doctor.• Do not give anything by mouth to an unconscious person.
If in eyes:	<ul style="list-style-type: none">• Hold eye open and rinse slowly and gently with water for 15-20 minutes.• Remove contact lenses, if present, after the first 5 minutes, then continue rinsing eye.• Call a poison control center or doctor for treatment advice.
If on skin or clothing:	<ul style="list-style-type: none">• Take off contaminated clothing.• Rinse skin immediately with plenty of water for 15-20 minutes.• Call a poison control center or doctor for treatment advice.

Have the product container or label with you when calling a poison control center or doctor, or going for treatment. For emergency information concerning this product, call the National Pesticides Information Center (NPIC) at 1-800-858-7378.

See additional precautionary statements on container label.

NET CONTENTS: (11.5 lb/gallon or 1.38 kg/litre)	<input type="checkbox"/> 1 Gallon	<input type="checkbox"/> 4 Liters
	<input type="checkbox"/> 2.5 Gallons	<input type="checkbox"/> 10 Liters
	<input type="checkbox"/> 5 Gallons	<input type="checkbox"/> 20 Liters

Manufactured For



STOLLER ENTERPRISES, INC.

4001 W Sam Houston Pkwy N, Suite 100 • Houston, Texas 77043 U.S.A.
Toll Free 1-800-539-5283 • Phone (713) 461-1493 • Fax (713) 461-4467

PRECAUTIONARY STATEMENTS

HAZARDS TO HUMANS AND DOMESTIC ANIMALS

CAUTION: Harmful if swallowed, inhaled, or absorbed through skin. Avoid breathing mist. Avoid contact with skin and eyes.

PERSONAL PROTECTIVE EQUIPMENT

Some materials that are chemical-resistant to this product are listed below. If you want more options, follow the instructions for Category A on an EPA chemical-resistance category selection chart.

Applicators and other handlers must wear long-sleeved shirt and long pants, chemical-resistant gloves made of any waterproof material, shoes plus socks, and protective eyewear.

ENGINEERING CONTROLS STATEMENTS

When handlers use closed systems, enclosed cabs, or aircraft in a manner that meets the requirements listed in the Worker Protection Standard (WPS) for agricultural pesticides [40 CFR 170.240(d)(4-6)], the handler PPE requirements may be reduced or modified as specified in the WPS.

USER SAFETY RECOMMENDATIONS

Users should: Wash hands before eating, drinking, chewing gum, using tobacco or using the toilet. Remove PPE immediately after handling this product. Wash the outside of gloves before removing. As soon as possible, wash thoroughly and change into clean clothing.

ENVIRONMENTAL HAZARDS

Do not apply directly to water, to areas where surface water is present, or to intertidal areas below the mean high water mark. Do not contaminate water when disposing of rinsate or equipment washwaters.

PHYSICAL OR CHEMICAL HAZARDS

Keep away from heat, sparks or flames. Do not smoke while applying this product.

DIRECTIONS FOR USE

It is a violation of Federal law to use this product in a manner inconsistent with its labeling. Do not apply this product in a way that will contact workers or other persons, either directly or through drift. Only protected handlers may be in the area during application. For any requirements specific to your State or Tribe, consult the agency responsible for pesticide regulation.

Z-THATS

PROOF

THIS PROOF IS TO BE CHECKED FOR ACCURACY

Please review and approve **Text, Spelling, Copy Placement, Size, Shape, Colors and Deline.**

Authorized signature accepts responsibility for accuracy of all copy, color break and artwork. Cimarron Label is not liable for any discrepancies subsequently identified.

PLEASE NOTE: Due to color variance between printers/monitors, the colors represented by this proof cannot be deemed accurate. Please refer to a color matching system such as the Pantone Matching System for a truer representation of spot colors.








THIS PROOF IS NOT ACCURATE FOR COLOR-MATCH.

Deline does not print.

 **Cimarron Label**

Experts in Extended Text Labeling

4201 North Westport Ave. • Sioux Falls, SD 57107
Phone: (605) 978-0451 • Fax: (605) 978-0463

DATE	JOB NUMBER	CUSTOMER
12/27/13	72435	STOLLER
LABEL SIZE	LEAFLET FOLDED SIZE	LEAFLET FLAT SIZE
6.25" X 6.75"	6.25 X 5.75"	6.25" X 22.75"
LABEL COLORS	LEAFLET "OUT" COLORS	LEAFLET "IN" COLORS
 BLK	 BLK	 BLK
 300	 300	
 348	 348	
PATTERN VARNISH: <input checked="" type="checkbox"/> YES <input type="checkbox"/> NO		

Form: CS 006L - 11/8/2011

☐ **ARTWORK IS APPROVED**

☐ **REVISED PROOF NEEDED**

**WE CANNOT PROCESS
THIS ORDER WITHOUT AN
AUTHORIZED SIGNATURE**

Signed _____ **Date** _____