



INTIMIDATOR®

Herbicide for preemergent control of certain grasses and broadleaf weeds in soybeans.

ACTIVE INGREDIENTS:

	By Wt.
S-Metolachlor*	36.29%
Metribuzin**	8.05%
Fomesafen***	7.16%

OTHER INGREDIENTS:	48.50%
TOTAL	100.00%

*contains 3.39 pounds of S-metolachlor per gallon.

**contains 0.75 pound of metribuzin per gallon.

***contains 0.67 pound of fomesafen acid per gallon.

KEEP OUT OF REACH OF CHILDREN CAUTION

FIRST AID

If on skin or clothing:	<ul style="list-style-type: none">• Take off contaminated clothing.• Rinse skin immediately with plenty of water for 15 to 20 minutes.• Call a poison control center or doctor for treatment advice.
If swallowed:	<ul style="list-style-type: none">• Call a poison control center or doctor immediately for treatment advice.• Have person sip a glass of water if able to swallow.• Do not induce vomiting unless told to do so by a poison control center or doctor.• Do not give anything by mouth to an unconscious person.
If in eyes:	<ul style="list-style-type: none">• Hold eye open and rinse slowly and gently with water for 15 to 20 minutes.• Remove contact lenses, if present, after the first 5 minutes, then continue rinsing eye.• Call a poison control center or doctor for treatment advice.
If inhaled:	<ul style="list-style-type: none">• Move person to fresh air.• If person is not breathing, call 911, or call an ambulance, then give artificial respiration, preferably by mouth-to-mouth, if possible.• Call a poison control center or doctor for treatment advice.
Have the product container or label with you when calling a poison control center or doctor or going for treatment. FOR A MEDICAL EMERGENCY INVOLVING THIS PRODUCT CALL: 1-866-944-8565.	

EPA REG. NO. 34704-1065

EPA EST. NO. 34704-MS-001

NET CONTENTS 2.5 GALS (9.46L)

INTIMIDATOR®
EPA REG. NO. 34704-1065

PRECAUTIONARY STATEMENTS
HAZARDS TO HUMANS AND DOMESTIC ANIMALS
CAUTION

Harmful if absorbed through skin. Harmful if swallowed. Avoid contact with skin, eyes, or clothing. Causes moderate eye irritation. Prolonged or frequently repeated skin contact may cause allergic reactions in some individuals.

Causes moderate eye irritation. Avoid contact with eyes, on skin or on clothing. Wear protective eyewear.

Personal Protective Equipment (PPE)

Some materials that are chemical-resistant to this product are listed below. If you want more options, follow the instructions for Category B on an EPA Chemical Resistance Category Selection Chart.

Mixers, loaders, applicators, flaggers and other handlers must wear:

- Protective eyewear,
- Coveralls worn over short-sleeved shirt and short pants,
- Chemical-resistant gloves made out of butyl rubber ≥ 14 mils or barrier laminate,
- Chemical-resistant footwear plus socks, and
- Chemical-resistant apron when cleaning equipment, mixing and loading.

Follow manufacturer's instructions for cleaning/maintaining PPE. If no such instructions for washables exist, use detergent and hot water. Keep and wash PPE separately from other laundry.

Mixers and loaders supporting aerial applications are required to use closed systems. The closed system must be used in a manner that meets the requirements listed in the Worker Protection Standard (WPS) for agricultural pesticides (40 CFR 170.240(d)(4)).

When handlers use closed systems, enclosed cabs, or aircraft in a manner that meets the requirements listed in the Worker Protection Standard (WPS) for agricultural pesticides [40 CFR 170.240 (d)(4-6)], the handler PPE requirements may be reduced or modified as specified in the WPS.

USER SAFETY RECOMMENDATIONS

Users should:

- Wash thoroughly with soap and water after handling and before eating, drinking, chewing gum, or using tobacco or the toilet.
- Remove clothing/PPE immediately if pesticide gets inside. Then wash thoroughly and put on clean clothing.
- Remove PPE immediately after handling this product. Wash the outside of gloves before removing. As soon as possible, wash thoroughly and change into clean clothing.
- Remove and wash contaminated clothing before reuse.

ENVIRONMENTAL HAZARDS

Do not apply directly to water, or to areas where surface water is present, or to intertidal areas below the mean high water mark. Do not contaminate water when disposing of equipment washwaters or rinsate.

Surface Water Advisory

Metolachlor can contaminate surface water through ground spray drift. Under some conditions, metolachlor may also have a high potential for runoff into surface water (primarily via dissolution in runoff water) for several months post-application. These conditions include: poorly draining or wet soils with readily visible slopes toward adjacent surface waters, frequently flooded areas, areas overlaying extremely shallow ground water, areas with in-field canals or ditches that drain to surface water, areas not separated from adjacent surface waters with vegetated filter strips, and areas overlaying tile drainage systems that drain to surface water.

Ground Water Advisory

Metribuzin is a chemical which can travel (seep or leach) through soil and can contaminate ground water which may be used as drinking water. Metribuzin has been found in ground water as a result of agricultural use. Users are advised not to apply metribuzin where the water table (ground water) is close to the surface, and where the soils are very permeable, i.e., well-drained soils such as loamy sands. Your local agricultural agencies can provide further information on the type of soil in your area and the location of ground water.

Metolachlor and fomesafen are known to leach through soil into ground water under certain conditions as a result of agricultural use. Use of these chemicals in areas where soils are permeable, particularly where the water table is shallow, may result in ground water contamination.

INTIMIDATOR®
EPA REG. NO. 34704-1065

Mixing/Loading Instructions

Product must be used in a manner which will prevent back-siphoning in wells, spills or improper disposal of excess pesticide spray mixture.

This product may not be mixed or loaded within 50 feet of any wells (including abandoned wells and drainage wells), sink holes, perennial or intermittent streams and rivers, and natural or impounded lakes or reservoirs. This setback does not apply to properly capped or plugged abandoned wells and does not apply to impervious pad or properly diked mixing/loading areas.

Operations that involve mixing, loading, rinsing, or washing of this product into or from pesticide handling or application equipment or containers within 50 feet of any well are prohibited unless conducted on an impervious pad constructed to withstand the weight of the heaviest load that may be positioned on or moved across the pad. Such a pad shall be designed and maintained to contain any product spills or equipment leaks, container or equipment rinse or washwater, and rainwater that may fall on the pad. Surface water shall not be allowed to either flow over or from the pad, which means the pad must be self-contained. The pad shall be sloped to facilitate material removal. An unroofed pad shall be of sufficient capacity to contain at a minimum 110% of the capacity of the largest pesticide container or application equipment on the pad. A pad that is covered by a roof of sufficient size to completely exclude precipitation from contact with the pad shall have a minimum containment capacity of 100% of the capacity of the largest pesticide container or application equipment on the pad. Containment capacities as described above shall be maintained at all times.

The above specified minimum containment capacities do not apply to vehicles when delivering pesticide shipments to the mixing/loading site. States may have in effect additional requirements regarding wellhead setbacks and operational containment.

DIRECTIONS FOR USE

It is a violation of Federal law to use this product in a manner inconsistent with its labeling. Do not apply this product in a way that will contact workers or other persons, either directly or through drift. Only protected handlers may be in the area during application. For any requirements specific to your State or Tribe, consult the agency responsible for pesticide regulation.

Observe all restrictions, precautions and limitations on this label as well as on the labels of products used in combination with this product.

AGRICULTURAL USE REQUIREMENTS

Use this product only in accordance with its labeling and with the Worker Protection Standard, 40 CFR part 170. This Standard contains requirements for the protection of agricultural workers on farms, forests, nurseries, and greenhouses, and handlers of agricultural pesticides. It contains requirements for training, decontamination, notification and emergency assistance. It also contains specific instructions and exceptions pertaining to the statements on this label about personal protective equipment (PPE) and restricted-entry interval. The requirements in this box only apply to uses of this product that are covered by the Worker Protection Standard.

Do not enter or allow worker entry into treated areas during the restricted entry interval (REI) of 24 hours.

Exception: If the product is soil-incorporated, the Worker Protection Standard, under certain circumstances, allows workers to enter the treated area if there will be no contact with anything that has been treated. PPE required for early entry to treated areas that is permitted under the Worker Protection Standard and that involves contact with anything that has been treated, such as plants, soil, or water, is:

- Coveralls over short-sleeve shirt and short pants,
- Chemical-resistant gloves, such as butyl rubber ≥ 14 mils or barrier laminate, and,
- Chemical-resistant footwear plus socks.

Failure to follow the directions for use and precautions on this label may result in poor weed control, crop injury, or illegal residues.

Note: Not for sale, use, or distribution in Nassau County or Suffolk County, New York.

PRODUCT INFORMATION

Intimidator™ kills weeds by root and/or foliage uptake and rapid translocation to the growing points. Adequate soil moisture is important for optimum activity of this product. When adequate soil moisture is present, this product will provide residual control of susceptible germinating weeds; activity on established weeds will depend on the weed species and the location of its root system in the soil.

MODE OF ACTION

Intimidator herbicide is a mixture of the active ingredients metolachlor, metribuzin and fomesafen.

- S-Metolachlor is a biosynthesis inhibitor (Group 15 mode of action) preventing cell division in emerging weeds.
- Metribuzin is a photosystem II inhibitor (Group 5 mode of action) leading to cellular membrane disruption and plant death.
- Fomesafen is a protoporphyrinogen oxidase inhibitor (Group 14 mode of action) leading to cellular membrane disruption and plant death.

INTIMIDATOR®
EPA REG. NO. 34704-1065

Use of this product in accordance with label directions is expected to result in normal growth of rotational crops in most situations; however, various environmental and agronomic factors make it impossible to eliminate all risks associated with the use of this product. Therefore, rotational crop injury is always possible.

Spray Drift Management

Avoiding spray drift at the application site is the responsibility of the applicator. The interaction of many equipment and weather related factors determine the potential for spray drift. The applicator and the grower are responsible for considering all these factors when making decisions.

The following drift management requirements must be followed to avoid off-target drift movement from aerial applications to agricultural field crops. These requirements do not apply to forestry applications, public health uses or to applications using dry formulations.

1. The distance of the outermost nozzles on the boom must not exceed 3/4 the length of the wingspan or rotor.
2. Nozzles must always point backward parallel with the air stream and never be pointed downwards more than 45 degrees.

Where states have more stringent regulations, they must be observed.

The applicator must be familiar with and take into account the information covered in the Aerial Drift Reduction Advisory Information.

Aerial Drift Reduction Advisory Information **Information on Droplet Size**

The most effective way to reduce drift potential is to apply large droplets. The best drift management strategy is to apply the largest droplets that provide sufficient coverage and control. Applying larger droplets reduces drift potential, but will not prevent drift if applications are made improperly, or under unfavorable environmental conditions (see Wind, Temperature and Humidity and Temperature Inversions).

Controlling Droplet Size

- Volume - Use high flow rate nozzles to apply the highest practical spray volume. Nozzles with higher rated flows produce larger droplets.
- Pressure - Do not exceed the nozzle manufacturer's recommended pressures. For many nozzle types, lower pressure produces larger droplets. When higher flow rates are needed, use higher flow rate nozzles instead of increasing pressure.
- Number of Nozzles - Use the minimum number of nozzles that provide uniform coverage.
- Nozzle Orientation - Orienting nozzles so that the spray is released parallel to the airstream produces larger droplets than other orientations and is the recommended practice. Significant deflection from horizontal will reduce droplet size and increase drift potential.
- Nozzle Type - use a nozzle type that is designed for the intended application. With most nozzle types, narrower spray angles produce larger droplets. Consider using low-drift nozzles. Solid stream nozzles oriented straight back produce the largest droplets and the lowest drift.

Boom Length

For some use patterns, reducing the effective boom length to less than 3/4 of the wingspan or rotor length may further reduce drift without reducing swath width.

Application Height

Do not make applications at a height greater than 10 feet above the top of the largest plants, unless a greater height is required for aircraft safety. Making applications at the lowest height that is safe reduces exposure of droplets to evaporation and wind.

Swath Adjustment

When applications are made with a crosswind, the swath will be displaced downwind. Therefore, on the up-and-downwind edges of the field, the applicator must compensate for this displacement by adjusting the path of the aircraft upwind. Swath adjustment distance should increase with increasing drift potential (higher wind, smaller drops, etc.).

Wind

Drift potential is lowest between wind speeds of 2 and 10 mph. However, many factors, including droplet size and equipment type, determine drift potential at any given speed. Application should be avoided below 2 mph due to variable wind directions and high inversion potential. Note: Local terrain can influence wind patterns. Every applicator must be familiar with local wind patterns and how they affect spray drift.

Temperature and Humidity

When making applications in low relative humidity, set up equipment to produce larger droplets to compensate for evaporation. Droplet evaporation is most severe when conditions are both hot and dry.

INTIMIDATOR®
EPA REG. NO. 34704-1065

Temperature Inversions

Because drift potential is high, do not apply during a temperature inversion. Temperature inversions restrict vertical air mixing, which causes small, suspended droplets to remain in a concentrated cloud. This cloud can move in unpredictable directions due to the light variable winds common during inversions. Temperature inversions are characterized by increasing temperatures with altitude and are common on nights with limited cloud cover and light to no wind. They begin to form as the sun sets and often continue into the morning. Their presence can be indicated by ground fog; however, if fog is not present, inversions can also be identified by the movement of smoke from a ground source or an aircraft smoke generator. Smoke that layers and moves laterally in a concentrated cloud (under low wind conditions) indicates an inversion, while smoke that moves upward and rapidly dissipates indicates good vertical air mixing.

Sensitive Areas

This product may only be applied when the potential for drift to adjacent sensitive areas (e.g. residential areas, bodies of water, known habitat for threatened or endangered species, non-target crops) is minimal (e.g. when wind is blowing away from the sensitive areas).

APPLICATION WITH HERBICIDE SPRAY EQUIPMENT

Use a standard low-pressure (20 to 40 psi) herbicide boom sprayer equipped with suitable nozzles and screens no finer than 50-mesh in nozzle and in-line strainers. Agitate thoroughly before and during application with bypass agitation. Low pressure and high volume hand wand equipment is prohibited.

Ground Application

Apply the proper rate of this product in a minimum of 10.0 to 40.0 gallons of spray mixture per acre broadcast.

Aerial Application

Where permitted, apply specified rate in a minimum of 5.0 gallons of spray mixture per acre. Do not apply aerially when wind speed is greater than 10 mph.

For All Applications

Sprayer must be accurately calibrated before applying this product. Check sprayer during application to be sure it is working properly and delivering a uniform spray pattern. As the volume of spray mixture decreases per acre, the importance of accurate calibration and uniform application increases.

Avoid overapplication, misapplication, and boom and spray swath overlapping that will increase spray dosage. (Crop injury may occur as a result.) Avoid spray skips and gaps which allow weeds to grow in untreated soil. Do not apply when weather conditions favor spray drift and/or when sensitive or cool season crops (such as cole crops, onions, peas, or strawberries) are present in adjacent fields or in areas where wheat is growing in coarse-textured soils.

Sprayer Cleanup

Spray equipment must be thoroughly cleaned to remove remaining traces of herbicide that might injure other crops to be sprayed. Drain any remaining spray solution of this product from the spray tank and dispose of according to label disposal instructions. Rinse the spray tank and refill with water, adding a heavy-duty detergent at the rate of one cup per 20.0 gallons of water. Recycle this mixture through the equipment for 5 minutes and spray out. Repeat this procedure twice. Fill the spray tank with clean water, recycle for 5 minutes, and spray out. Clean pump and nozzle screens thoroughly. Wash away any spray mixture from the outside of spray tank, nozzles or spray rig. All rinse water must be disposed of in compliance with local, state, and Federal guidelines.

MIXING INSTRUCTIONS

Incorporation and Combination Uses

When this product is to be used in combination with another herbicide, follow the most restrictive directions on all product labels for combinations, rates, crops, incorporation, and special precautions.

When using this product, make sure the sprayer is completely clean, and free of rust or corrosion which occurs from winter storage. Examine strainers and screens to be sure the sprayer is clean from previously used pesticides.

Any tank mix containing this product must be kept agitated and sprayed out immediately. Do not allow tank mixes to stand for prolonged periods of time.

The proper mixing procedure for this product alone or in tank-mix combinations with other herbicides is:

1. Fill the spray tank 1/4 to 1/3 full with clean water.
2. Add specified rate of this product while recirculating and with agitator running.
3. Mix thoroughly and add clean water to fill spray tank to desired level.
4. Add the other herbicide to tank last and agitate thoroughly.
5. Continue agitation during application and until sprayer tank is empty.

INTIMIDATOR®
EPA REG. NO. 34704-1065

Application of Intimidator in Fluid Fertilizers

This product may be applied in fluid fertilizer solutions by following the appropriate mixing procedures and compatibility check. When using tank mix combinations, be sure all components are compatible.

Tank Mixing Guidelines for Fluid Fertilizer Mixtures

1. Add the required amount of water and compatibility agent (if required) to the tank. Start agitation system while adding this product and follow by adding the fluid fertilizer and agitate.
2. If a second herbicide is also to be used, follow as above in Step 1, but use twice the amount of water. Start agitation, add Intimidator. Follow by adding the second herbicide, then continue filling the tank with fluid fertilizer.
3. Maintain continuous agitation to assure uniform spray mixture until the tank is emptied.

Make compatibility checks of this product plus fluid fertilizers and tank-mix combinations plus fluid fertilizers which include this product for each batch because of the variability of fluid fertilizers.

The Following Compatibility Check Should Only be Used When Mixing with Fluid Fertilizers.

1. Pre-mix 8.0 teaspoons of water with 2.0 teaspoons of this product (4:1 ratio) in a quart jar by adding the water first and following with this product. Mix thoroughly. If a second herbicide is to be used, double the amount of water (8:1 ratio), mix in this product, and follow with the second herbicide.
2. Then pour 1.0 pint of fluid fertilizer into the quart jar and shake well.
3. Allow to stand for 5 minutes.

Interpretation of Results

If the solution in the jar appears to be uniform, without signs of agglomeration, or without a separation of an oily film on top of the fertilizer, the mixture may be used. If not, repeat the compatibility check using twice the amount of water or add a compatibility agent to the water. If separation occurs, but the mixture can be resuspended by shaking, then application is possible with good agitation in the spray tank.

SOYBEAN APPLICATION DIRECTIONS

This product may be applied:

- Preplant incorporated, or
- Preplant surface or preemergent surface, or
- As a sequential preemergent application.

Refer to Tables below for specific use directions

This product may also be used as an overlay application following a preplant incorporated application of a grass herbicide registered for this same use, and in tank mix combinations for burndown weed control.

All applications may be applied with ground equipment, and some may be applied with aerial spray equipment.

Restrictions

- Do not exceed the maximum application rate of 4.48 pints of Intimidator per acre per use season (equivalent to 0.375 pound fomesafen, 1.9 pounds metolachlor, and 0.42 pound metribuzin). Do not exceed this amount in any use pattern: single application, replant or sequential application
- Do not exceed a total of 2.5 pounds metolachlor or S-metolachlor per acre per year from this or any other products containing metolachlor or S-metolachlor.
- Do not exceed a total of 0.375 pound fomesafen per acre per year in Region 1 (see Regional Use Map) when using additional products containing fomesafen (ex. Top Gun™, Flexstar®, Prefix®, or Reflex®).
- Do not exceed a total of 0.375 pound fomesafen per acre in ALTERNATE years in Region 2 (see Regional Use Map) when using additional products containing fomesafen (ex. Top Gun, Flexstar, Prefix, or Reflex).
- Do not exceed a total of 0.313 pound fomesafen per acre in ALTERNATE years in Region 3 (see Regional Use Map) when using additional products containing fomesafen (ex. Top Gun, Flexstar, Prefix, or Reflex).
- Do not exceed a total of 0.25 pound fomesafen per acre in ALTERNATE years in Region 4 (see Regional Use Map) when using additional products containing fomesafen (ex. Top Gun, Flexstar, Prefix, or Reflex).
- Do not apply this product in Region 5.
- Do not apply this product through any type of irrigation system
- Do not harvest within 90 days of the last application of Intimidator.
- Do not graze or feed treated soybean forage, hay or straw to livestock.
- Only soybeans may be planted immediately after harvest, follow instructions under **CROP ROTATION INTERVALS** for all other crops.
- Do not allow sprays to drift onto adjacent desirable plants.
- To assure that spray will not adversely affect adjacent sensitive non-target plants, apply Intimidator by aircraft at a minimum upwind distance of 400 feet from sensitive plants.

INTIMIDATOR®
EPA REG. NO. 34704-1065

- Do not apply under conditions which favor runoff or wind erosion of soil containing this product to non-target areas.
- To prevent off-site movement due to run-off or wind erosion:
 - Avoid treating powdery dry or light sand soils when conditions are favorable for wind erosion. Under these conditions, the soil surface should first be settled by rainfall or irrigation.
 - Do not apply to impervious substrates such as paved or highly compacted surfaces.
 - Do not use tailwater from the first flood or furrow irrigation of treated fields to treat non-target crops unless at least 1/2 inch of rainfall has occurred between application and the first irrigation.
- Do not apply using low-pressure and high-volume hand-wand equipment.
- Observe all restrictions, precautions and limitations on labeling of all products used in mixtures.

Use of this product in certain portions of California, Oregon, and Washington is subject to the January 22, 2004 Order for injunctive relief in Washington Toxics Coalition, et al. v. EPA, C01-0132C, (W.D. WA). For further information, please refer to <http://www.epa.gov/espp/litstatus/wtc>.

Soil Texture and Rate Ranges

As used on this label,

- “Coarse soils” are loamy sand or sandy loam soils.
- “Medium soils” are loam, silt loam, silt, sandy clay, or sandy clay loam.
- “Fine soils” are silty clay, silty clay loam, clay, or clay loam.

Silty clay loam soils are transitional soils and may be classified as medium-textured soils in some regions of the U.S.

Where a rate range is shown, use a lower rate on soils that are coarse-textured and/or low in organic matter. Use a higher rate on soils that are relatively fine-textured and/or high in organic matter.

Precautions

Injury to soybeans may occur when this product is used under the following conditions:

1. When soils have a calcareous surface area or a pH of 7.5 or higher.
2. When applied in conjunction with soil-applied organic phosphate pesticides.
3. With over-application or boom overlapping, which may result in stand loss and soil residues.
4. With uneven application or improper incorporation, which can decrease the level of weed control and/or increase the level of injury.
5. When applied to any soil with less than 0.5% organic matter.
6. When soil incorporation is deeper than recommended.
7. When sprayers are not calibrated accurately.
8. When heavy rains occur soon after application, especially in poorly drained areas where water may stand for several days.
9. When soybeans are planted less than 1.5 inches deep, particularly in preemergence application.
10. Where high soil levels of atrazine are present.
11. When using poor quality soybean seed.

Certain soybean varieties are sensitive to metribuzin. Prior to use of this product, consult your soybean seed supplier for more information on the tolerance of soybean varieties to Intimidator.

Activation

A minimum amount of soil moisture is required to activate this product. In areas of low rainfall, preemergence applications to dry soil should be followed with light irrigation of 0.25 acre-inch of water. Do not apply heavy irrigation immediately after application. As with many surface-applied herbicides, weed control and crop tolerance may vary with rainfall and/or soil texture.

Replanting

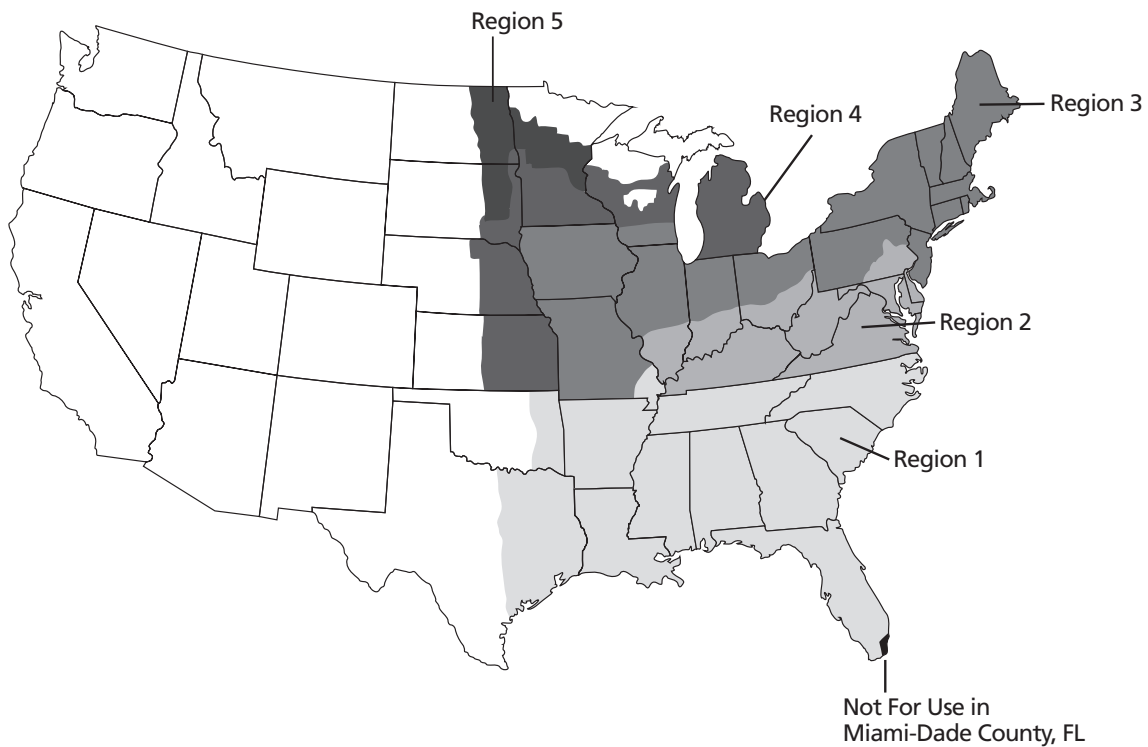
If replanting is necessary in fields treated with this product as directed on this label, the field may be replanted to soybeans. Rework the soil no deeper than the treated zone.

Replanting Restrictions:

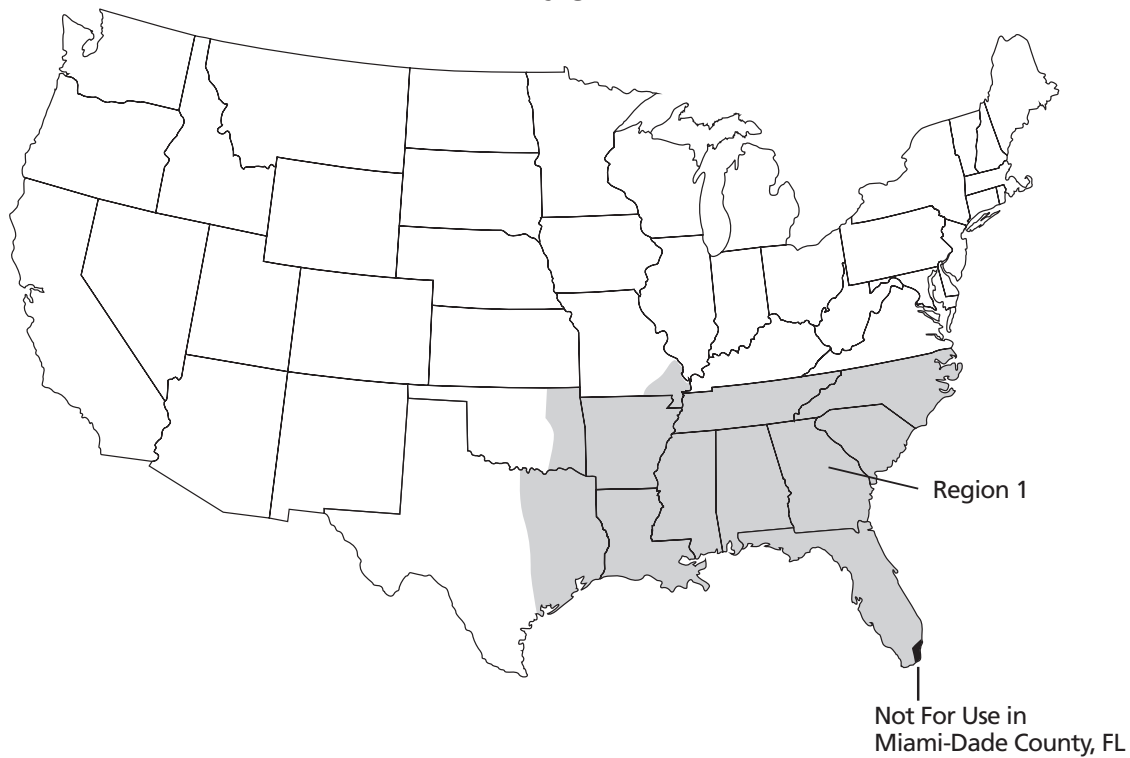
- Do not apply more than once per season except where permitted as part of a sequential application, as injury to soybeans may occur.
- Do not apply a second application of Intimidator or any product that contains metolachlor, metribuzin, fomesafen, or S-metolachlor, as crop injury or illegal residues may occur in harvested soybeans.
- Maximum application rate is 4.48 pints of Intimidator per acre per use season (equivalent to 0.375 pound fomesafen, 1.90 pounds S-metolachlor, and 0.42 pound metribuzin). Follow lower regional maximum rates where applicable (see maps below). Do not exceed these amounts in any use pattern: single application, replant or sequential application.

INTIMIDATOR®
EPA REG. NO. 34704-1065

REGION BOUNDARIES/DEFINITIONS



REGION 1



Region 1 - Includes the following states or portion of states where Intimidator herbicide may be applied: Alabama, Arkansas, Florida (except Miami-Dade County), Georgia, Louisiana, Mississippi, Missouri (counties of Bollinger, Butler, Cape Girardeau, Dunklin, Madison, Mississippi, New Madrid, Pemiscot, Perry, Ripley, Scott, Stoddard and Wayne), North Carolina, Oklahoma (East of U.S. Highway 75 and East of Indian Nation Parkway), South Carolina, Tennessee, and Texas (includes area East of U.S. Highway 77 to State Road 239 including all of Calhoun County).

Maximum application rate from all products containing fomesafen must not exceed 0.375 pound active ingredient per acre per year in Region 1.

INTIMIDATOR®
EPA REG. NO. 34704-1065

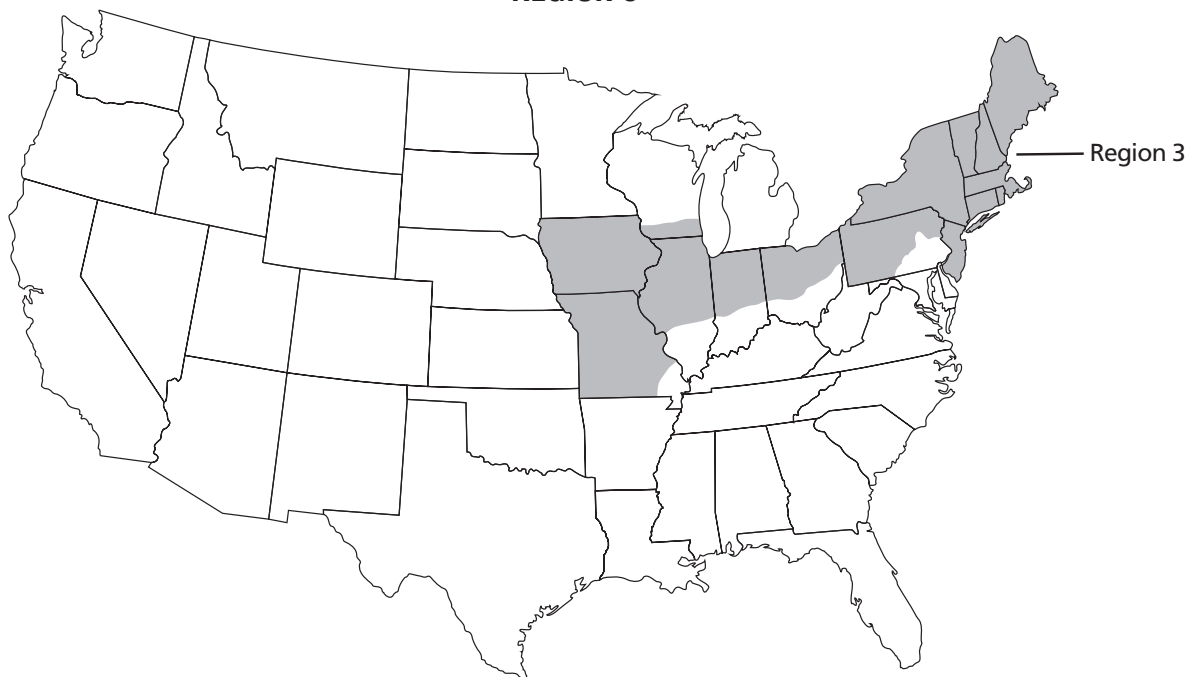
REGION 2



Region 2 - Includes the following states or portion of states where Intimidator herbicide may be applied: Delaware, Kentucky, Maryland, Virginia, West Virginia, South of Interstate 70 in the following states: Illinois, Indiana and Ohio and all areas South of Interstate 80 to the intersection of U.S. Highway 15 and East of U.S. Highway 15 and U.S. Highway 522 in Pennsylvania.

Maximum application rate from all products containing fomesafen must not exceed 0.375 pound active ingredient per acre in alternate years in Region 2.

REGION 3



Region 3 - Includes the following states or portion of states where Intimidator herbicide may be applied: Connecticut, Iowa, Maine, Massachusetts, Missouri (all counties except for those listed in Region 1), New Hampshire, New Jersey, New York, Pennsylvania (all areas except those listed in Region 2), Rhode Island, Vermont and Wisconsin (South of U.S. Highway 18 between Prairie Du Chien and Madison, and South of Interstate 94 between Madison and Milwaukee), and North of Interstate 70 in following states: Indiana, Illinois and Ohio.

Maximum application rate from all products containing fomesafen must not exceed 0.313 pound active ingredient per acre in alternate years in Region 3.

INTIMIDATOR®
EPA REG. NO. 34704-1065

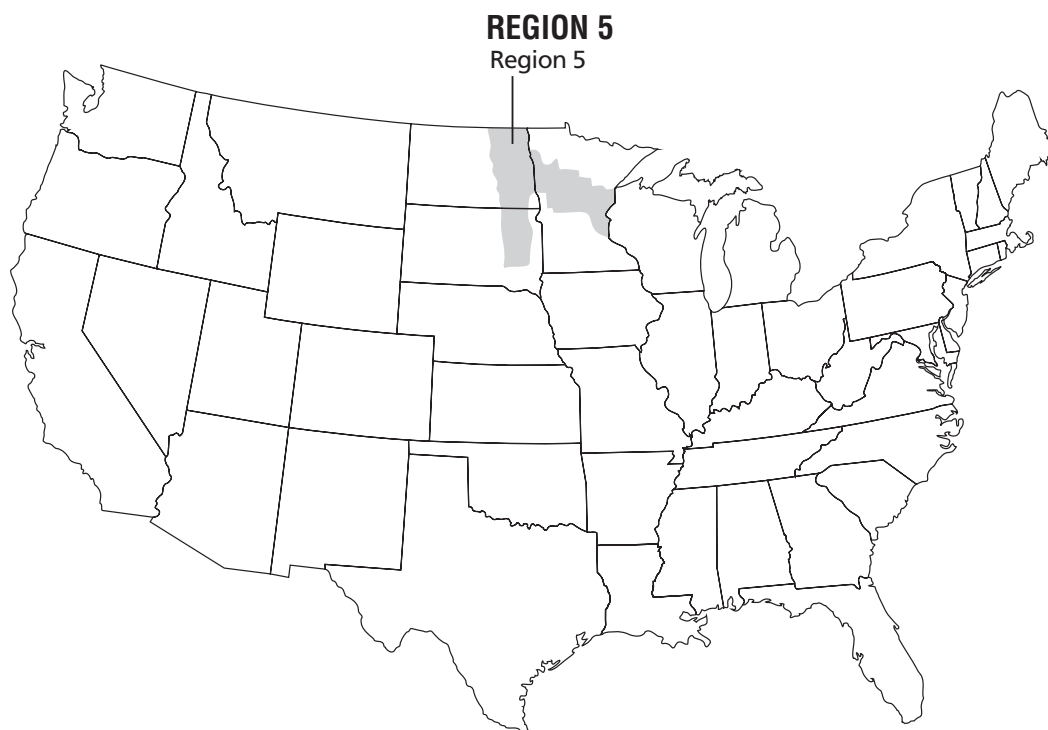
REGION 4



Region 4 - Includes the following states or portion of states where Intimidator herbicide may be applied: Kansas (all counties East of or intersected by U.S. Highway 281), Michigan (Southern Peninsula), Minnesota (all areas South of Interstate 94), Nebraska (all counties East of or intersected by U.S. Highway 281), and Wisconsin (all areas, except those in Region 3, South of Interstate 94 from Minnesota state line to Eau Claire and South of U.S. Highway 29 from Eau Claire to Green Bay plus Barron, Chippewa, Clark, Door, Dunn, Eau Claire, Kewaunee, Marathon, Menominee, Oconto, Polk, Shawano, and St. Croix counties. The following counties are excluded: Adams, Marquette, Portage, Waupaca, Waushara and Wood). North Dakota (all areas East of Interstate 29 from Fargo South to the South Dakota state line). South Dakota (all areas East of Interstate 29 from the North Dakota state line to Watertown, all areas East of Highway 81 from Watertown to Madison and all areas East and South of State Road 34 and U.S. Highway 281 to the Nebraska state line).

Maximum application rate from all products containing fomesafen must not exceed 0.25 pound active ingredient per acre in alternate years in Region 4.

INTIMIDATOR®
EPA REG. NO. 34704-1065



REGION 5 - Includes the following states or portion of states where Intimidator herbicide may be applied: North Dakota (all areas East of U.S. Highway 281 except those areas in Region 4), South Dakota (all areas East of U.S. Highway 281 except those areas in Region 4) and Minnesota (all areas South of U.S. Highway 2 except those areas in Region 4).

Do not apply this product in Region 5.

Table 1: Annual Broadleaf Weeds Controlled by Intimidator

C = Control S = Suppression or Erratic Control P = Poor or No Control

Weed Controlled	Level of Control
Bristly starbur (<i>Acanthospermum hispidum</i>)	C
Buffalobur (<i>Solanum rostratum</i>)	C
Carpetweed (<i>Mollugo verticillata</i>)	C
Cocklebur (<i>Xanthium pensylvanicum</i>)	S
Common chickweed (<i>Stellaria media</i>)	C
Copperleaf, hophornbeam (<i>Acalypha ostryifolia</i>)	C
Eclipta (<i>Eclipta prostrata</i>)	C
Field pennycress (<i>Thlaspi arvense</i>)	C
Florida beggarweed (<i>Desmodium tortuosum</i>)	C
Florida pusley (<i>Richardia scabra</i>)	C
Galinsoga (<i>Galinsoga</i> spp.)	C
Horseweed (Marestail) (<i>Conyza canadensis</i>)	S
Jimsonweed (<i>Datura stramonium</i>)	C
Knotweed (<i>Polygonum</i> spp.)	C
Kochia (<i>Kochia scoparia</i>)	C
Lambsquarters (<i>Chenopodium</i> spp.)	C
Morningglory	
Entireleaf (<i>Ipomoea hederacea</i> var. <i>integriscula</i>)	S
Ivyleaf (<i>Ipomoea hederacea</i>)	S
Pitted (<i>Ipomoea lacunosa</i>)	S
Smallflower (<i>Jacquemontia tamnifolia</i>)	C
Tall (<i>Ipomoea purpurea</i>)	S
Nightshade	
Black (<i>Solanum nigrum</i>)	S
Eastern black (<i>Solanum ptycanthum</i>)	C
Hairy (<i>Solanum villosum</i>)	C
Pigweed (<i>Amaranthus</i> spp)	C
Poinsettia, wild (<i>Euphorbia cyathophora</i>)	C
Prickly lettuce (<i>Lactuca serriola</i>)	C

INTIMIDATOR®
EPA REG. NO. 34704-1065

Table 1: Annual Broadleaf Weeds Controlled by Intimidator cont'd.:

C = Control S = Suppression or Erratic Control P = Poor or No Control

Weed Controlled	Level of Control
Prickly sida/Teaweed (<i>Sida spinosa</i>)	C
Purslane (<i>Portulaca oleracea</i>)	C
Ragweed	
Common (<i>Ambrosia artemisiifolia</i>)	C
Giant (<i>Ambrosia trifida</i>)	S
Redweed (<i>Melochia corchorifolia</i>)	C
Russian thistle (<i>Salsola kali</i>)	C
Sesbania (<i>Sesbania</i> spp.)	C
Shepherd's-purse (<i>Capsella bursa-pastoris</i>)	C
Sicklepod (<i>Cassia obtusifolia</i>) ¹	C
Smartweeds (<i>Polygonum</i> spp.)	
Ladysthumb (<i>Polygonum persicaria</i>)	C
Pennsylvania (<i>Polygonum pennsylvanicum</i>)	C
Spurge	
Prostrate (<i>Euphorbia humistrata</i>)	C
Spotted (<i>Euphorbia maculata</i>)	C
Spurred anoda (<i>Anoda cristata</i>)	C
Sunflower (<i>Helianthus</i> spp.)	C
Velvetleaf (<i>Abutilon theophrasti</i>)	C
Venice mallow (<i>Hibiscus trionum</i>)	C
Virginia pepperweed (<i>Lepidium virginicum</i>)	C
Waterhemp (<i>Amaranthus rudis</i>)	C
Wild mustards (<i>Brassica</i> spp.)	C

¹For maximum control of sicklepod, use a preemergence application.

Table 2: Annual Grasses and Sedges Controlled by Intimidator

C = Control S = Suppression or Erratic Control P = Poor or No Control

Weed Controlled	Level of Control
Barnyardgrass (<i>Echinochloa crus-galli</i>)	C
Bluegrass (<i>Poa annua</i>)	C
Broadleaf signalgrass (<i>Brachiaria platyphylla</i>)	C
Browntop millet (<i>Panicum ramosa</i>)	C
Crabgrass (<i>Digitaria</i> spp.)	C
Crowfootgrass (<i>Dactyloctenium aegyptium</i>)	C
Cupgrass (<i>Eriochloa</i> spp.)	C
Foxtails (<i>Setaria</i> spp.)	C
Goosegrass (<i>Eleusine indica</i>)	C
Johnsongrass, seedling (<i>Sorghum halepense</i>)	C
Junglerice (<i>Echinochloa colona</i>)	C
Nutsedge	
Yellow (<i>Cyperus esculentus</i>)	S
Purple (<i>Cyperus rotundus</i>)	S
Panicum,	
Fall (<i>Panicum dichotomiflorum</i>)	S
Texas (<i>Panicum, texanum</i>)	S
Red rice (<i>Oryza sativa</i>)	S
Sandbur (<i>Cenchrus</i> spp.)	S
Shattercane (<i>Sorghum bicolor</i>)	S
Sorghum, volunteer (<i>Sorghum</i> spp.)	S
Sprangletop (<i>Leptochloa</i> spp.)	P
Stinkgrass (<i>Eragrostis</i> spp.)	P
Wheat, volunteer (<i>Triticum</i> spp.)	P
Witchgrass (<i>Panicum capillare</i>)	C

INTIMIDATOR USE RATES FOR CONVENTIONAL TILLAGE SYSTEMS

Intimidator used alone in Preplant Incorporated Application

Incorporate Intimidator uniformly into the top 2 inches of soil within 14 days before planting using a disk, field cultivator, rolling cultivator or similar equipment. Use incorporated application if furrow irrigation is used or when a period of dry weather after application is expected.

INTIMIDATOR®
EPA REG. NO. 34704-1065

Intimidator used alone in Preemergence Application

When used alone, Intimidator can be applied as an aerial broadcast or as a ground broadcast. Application may be made during planting, or as a separate operation after planting, but must be made before crop emergence. If dry weather follows preemergence application, cultivate uniformly with shallow tilling equipment that will not damage soybeans.

Preemergence Application Restrictions

- Do not apply to sandy soils, or to sandy loam or loamy sand soils containing less than 2% organic matter.
- Do not incorporate into soil or apply more than once per season.

Table 3: Intimidator Rate When Used Alone in Preplant or Preemergence Application

Soil Texture		Regions	Organic Matter		
			0.5 to 2.0%	2.1 to 3.0%	Over 3.0% ³
			Pints of Intimidator Per Acre		
Coarse Soils ¹	Sandy Loam	1,2,3,4 ⁵	n/a ¹	2.4 ⁴	2.4 to 2.8
	Loamy Sand	1,2,3,4 ⁵	n/a ¹	2.4 ⁴	2.4 to 2.8
Medium Soils (Loam, silt loam, silt, sandy clay, sandy clay loam)		1,2,3,4 ⁵	2.8 to 3.2		3.2 to 3.7
Fine Soils (Silty clay, silty clay loam ² , clay, clay loam)		1,2,3,4 ⁵	3.7 to 4.2 ⁶		4.2 to 4.48

¹ Do not use on sandy soils. On coarse-textured soils, do not use on sandy loam or loamy sand with less than 2% organic matter.

² Silty clay loam soils are transitional soils and may be classified as medium-textured soils in some regions of the U.S.

³ For preplant incorporated application, use the lower rate.

⁴ For AL, AR, FL, GA, LA, MS, MO, NC, OK, SC, TN, TX, VA, see section below **In Coarse (Light) Soils**.

⁵ In Regions 2, 3 and 4, apply Intimidator in alternate years only. In years when Intimidator cannot be applied, a product such as Matador® may be used. The rotation restrictions in **Table 9** must be observed.

⁶ On soils with pH above 7.0, soybean injury caused by the metribuzin in this product may occur at rates higher than 2.5 pints per acre. To avoid injury, do not use this product at rates greater than 2.5 pints per acre on soils above pH 7.0.

In Coarse (Light) Soils

(Only in AL, AR, FL, GA, LA, MS, MO, NC, OK, SC, TN, TX, VA)

This product may be used at the rates specified in **Table 4** as a preplant incorporated or preemergence application in coarse-textured, low organic matter soils in the states listed above. Refer to **Table 4** and to the appropriate sections of this label for specific directions on use and restrictions.

Table 4: Intimidator Rates When Used Alone in Preplant or Preemergence Applications on Coarse Soils (Only in AL, AR, FL, GA, LA, MS, MO, NC, OK, SC, TN, TX, VA)

Soil Texture			Organic Matter	
			0.5 to 1.0%	1.1% or above
Region			Pints of Intimidator Per Acre ^{2,3}	
Coarse Soils	Sand	1,2 ⁴	n/a ¹	1.9 to 3.2
	Sandy loam,	1,2 ⁴	1.9 to 3.2	1.9 to 3.2
	loamy sand			

¹ Do not use on sand with less than 1% organic matter.

² Use the higher rate under heavy weed pressure and/or soils higher in organic matter.

³ Follow regional use rate restrictions above.

⁴ In Region 2, apply Intimidator in alternate years only. In years when Intimidator cannot be applied, a product such as Matador may be used. The rotation restrictions in **Table 9** must be observed.

HERBICIDES THAT MAY BE APPLIED POSTEMERGENCE FOLLOWING INTIMIDATOR

If required, application of this product alone or in tank mixture may be followed by an application of a postemergence herbicide to provide additional control of certain weeds. The following postemergence herbicides may be applied:

Aim®	Fusilade® DX	Poast Plus®
Arrow®	Frontrow™	Top Gun™
Assure® II	Fusion®	Resource®
Basagran®	glyphosate herbicides ¹ (such as	Rezult® A&B
Classic®	Makaze® or Mad Dog®)	Storm®
Cobra®	Harmony® GT XP	Synchrony® XP ²
FirstRate®	Intensity®	Ultra Blazer®
Flexstar®	Poast®	

INTIMIDATOR®
EPA REG. NO. 34704-1065

¹ Use on Roundup Ready® or glyphosate-tolerant soybean varieties only.

² Use on STSTM soybean varieties only.

Refer to the **Directions for Use** on this label and the individual product labels for use directions, use rates, and special precautions and/or restrictions.

BURNDOWN WEED CONTROL

This product can be used as part of a burndown herbicide program for control of existing vegetation prior to soybean emergence in conservation tillage (reduced-tillage/no-till) systems. This product may be tank mixed with a 2,4-D low volatile ester (LVE) (such as Whiteout® 2,4-D) and/or glyphosate herbicides (such as Mad Dog and Makaze brands) for control of emerged weeds prior to crop emergence. Burndown tank mixes with Intimidator can be applied before planting or prior to crop emergence.

Application

This product may be applied up to 30 days before planting or preemergence. Apply only by ground equipment when this product is used for burndown of existing vegetation in conservation tillage systems. Use the high end of the rate range for applications of this product made 14 to 30 days before planting. Refer to **Tables 3 and 4** for rates of Intimidator alone and to **Table 5** for rates of tank mix partners.

Table 5: Rates of Tank Mix Partners to be Used in Combination with Intimidator for Burndown Applications

Product	Rate of Tank Mix Partner	Directions and Remarks
2,4-D LVE (Whiteout 2,4-D)	0.25 to 1.00 lb AE ¹ /A	Apply at least 7 days preplant when using Whiteout 2,4-D at 0.25 to 0.50 lb AE ¹ /A and at least 30 days preplant with rates greater than 0.50 lb AE ¹ /A. Include crop oil concentrate (COC) at the rate of 1.0 gal/100 gals of spray solution (1% v/v).
Glyphosate (Mad Dog or Makaze brands)	Refer to product label for use rates.	Must be applied prior to crop emergence. Use the higher rates within the specified range as weeds approach the maximum weed heights listed in Table 6 . Apply in 10.0 to 20.0 gals of water/A. Refer to the Mad Dog or Makaze label for spray adjuvant instructions. Any glyphosate formulation registered and labeled for use in soybeans may be tank mixed with this product.
Glyphosate (Mad Dog or Makaze brands) + 2,4-D LVE (Whiteout 2,4-D)	Refer to the product label for use rates + 0.25 lb AE ¹ /A	Follow the Directions and Remarks section above for Whiteout 2,4-D and Mad Dog/Makaze, paying special attention to planting restrictions with Whiteout 2,4-D. Refer to the Mad Dog or Makaze label for spray adjuvant instructions. Do not use crop oil concentrate (COC).

¹AE = 2,4-D acid equivalent

Restrictions

Do not apply these treatments after crop emergence. Observe all precautions and limitations on the labeling of all products used in tank mixtures.

- Apply only 2,4-D LVE formulations (such as Whiteout 2,4-D) that are registered for preplant or burndown use.
- Do not apply tank mixtures containing 2,4-D LVE (such as Whiteout 2,4-D) if wind is blowing toward desired susceptible plants (i.e., cotton, tobacco, tomato, etc.) or when wind speeds exceed 6 mph. Observe all precautions and limitations of all products used in tank mixtures.

Follow the most restrictive preharvest interval of all products used in a tank mixture.

INTIMIDATOR®
EPA REG. NO. 34704-1065

Weeds Controlled

Intimidator in tank mixtures with the herbicides listed in Table 6 will provide burndown control of the weeds listed below.

Table 6: Weed Controlled with Tank Mixes of Intimidator in Burndown Application

Weeds Controlled	Whiteout 2,4-D	Mad Dog/Makaze	Mad Dog/Makaze + Whiteout 2,4-D
Annual Grasses			
		Maximum Burndown Height (Inches)	
Barley	Does not improve control of these species		8
Barnyardgrass			6
Crabgrass spp.			6
Foxtail spp.			8
Johnsongrass, seedling			8
Panicum, fall			6
Sandbur, field			8
Wheat, volunteer			6
Witchgrass			6
Broadleaves			
		Maximum Burndown Height (Inches)	
Buffalobur	-	6	6
Chickweed, common	6	6	6
Cocklebur, common	6	6	8
Dandelion, common	6 dia ¹	2 dia ²	6 dia ¹
Henbit	4	4	4
Horseweed (Marestail)	6 ¹	4 ²	6
Jimsonweed	6	6	6
Kochia	4 ¹	4	4
Ladysthumb	6	6	8
Lambsquarters, common	6	6	8
Lettuce, prickly	6	4	6
Mallow, Venice	6	6	6
Morningglory spp.	6	2	4
Mustard spp.	6	6	8
Pennycress, field	6	6	6
Pigweed spp. (annual)	6	6	8
Ragweed, common	6	6 ²	8
Ragweed, giant	6 ¹	4 ²	6
Shepherd's-purse	6	6	6
Sida, prickly	6	4	4
Smartweed, Pennsylvania	6	6	8
Sunflower, common	6	6	6
Thistle, Russian	4 ¹	2 to 4 ²	4
Velvetleaf	6	6	8
Waterhemp spp.	6	6	8

¹ Use Whiteout 2,4-D at 0.5 pound active ingredient per acre.

² Use a minimum of 0.75 pound active ingredient per acre of Mad Dog or Makaze.

INTIMIDATOR USE RATES FOR REDUCED- AND NO-TILL SYSTEMS

Preplant Surface Application

Intimidator may also be used in reduced-till and no-till systems. Applications may be made up to 30 days before planting or after planting, but before soybean emergence. Residual herbicides such as Canopy®, FirstRate, Command®, Python®, and Stealth® may be tank mixed for additional weed control. If weeds are present at time of application, burndown herbicides may be added to the tank mixes (see Burndown Weed Control section). Refer to the tank mix partner product labels for specific rates and use directions.

Table 7: Intimidator Rates for Reduced and No-Till Systems

Soil Texture ¹	Intimidator (Pints Per Acre) ^{1, 4}
Coarse ² (Loamy sand, sandy loam)	1.9 to 3.2
Medium (Loam, silt loam, silt, sandy clay, sandy clay loam)	3.2 to 4.48 ⁵
Fine (Silty clay, silty clay loam ³ , clay, clay loam)	4.48 ⁵

¹ Use low rate in specified range for low residue level or soils with less than 3% organic matter. Use the higher rate in specified range for high residue level or soils with greater than 3% organic matter.

² Do not use on sand soils. On coarse-textured soils, do not use on loamy sand soils with less than 2% organic matter.

³ Silty clay loam soils are transitional soils and may be classified as medium-textured soils in some regions of the U.S. When using Intimidator, treat this soil as fine-textured.

INTIMIDATOR®
EPA REG. NO. 34704-1065

- ⁴ Follow regional use rate restrictions above. In Regions 2, 3 and 4, apply Intimidator in alternate years only. In years when Intimidator cannot be applied, a product such as Matador may be used. The rotation restrictions in **Table 9** must be observed.
- ⁵ On soils with pH above 7.0, soybean injury caused by the metribuzin in this product may occur at rates higher than 2.5 pints per acre. To avoid injury, do not use this product at rates greater than 2.5 pints per acre on soils above pH 7.0.

INTIMIDATOR SEQUENTIAL APPLICATION

More consistent control of broadleaf and grass weeds may be obtained by an early preplant (surface-applied or shallow incorporated) application of Intimidator, followed by a second preemergence application after planting but before soybean emergence. A sequential application will decrease the need for tillage and/or burndown herbicides for the control of existing vegetation before planting, while providing residual control of weeds after planting.

Application

An early preplant application may be made 15 to 30 days before planting soybeans. Follow this application with a preemergence overlay application of Intimidator after planting but before crop emergence. Follow directions on this label for sequential applications from 0 to 14 days before planting.

Where a rate range is recommended, use the higher rates:

- In fields with a history of severe weed pressure.
- When the time between early preplant and preemergence overlay applications approaches the maximum 30 days.
- When the organic matter content of the soil is over 3%.
- When heavy crop residues are present on the soil surface.

When weeds exceed 1.0 to 1.5 inches in height or diameter at application, use a burndown herbicide, such as Mad Dog, Makaze, Gramoxone Inteon® or Whiteout 2,4-D.

Weeds Controlled

In addition to weeds controlled by Intimidator alone, the sequential application improves control of the following annual broadleaf weeds: buffalobur, cocklebur, common ragweed, velvetleaf, and sunflower.

Table 8: Intimidator Sequential Use Rates for Reduced-Till and No-Till Systems (Broadcast Rates)

Soil Texture¹	Early Preplant Application Intimidator (Pints Per Acre)²	-Followed By-	Preemergence Overlay Application Intimidator (Pints Per Acre)²
Coarse ¹ (Sand, loamy sand, sandy loam)	1.9 to 2.8	-followed by-	0.4 to 1.4
Medium (Loam, silt loam, sandy clay loam, silt, sandy clay)	2.4 to 3.2	-followed by-	0.9 to 1.9
Fine (Silty clay loam ³ , clay loam, silty clay, clay)	2.8 to 4.1	-followed by-	1.4 to 2.4

¹ On coarse-textured soils, do not use on sandy soils with less than 1% organic matter. However, on coarse-textured soils with a calcareous surface area or a pH of 7.5 or higher, do not use on sandy soils with less than 2% organic matter, or on loamy sand or sandy loam soils with less than 1% organic matter.

² Total not to exceed 4.48 pints of Intimidator per acre per use season. Follow regional use rate restrictions above. In Regions 2, 3 and 4, apply Intimidator in alternate years only. In years when Intimidator cannot be applied, a product such as Matador may be used. The rotation restrictions in **Table 9** must be observed.

³ Silty clay loam soils are transitional soils and may be classified as medium-textured soils in some regions of the U.S. When using Intimidator, treat this soil as "fine-textured".

INTIMIDATOR®
EPA REG. NO. 34704-1065

CROP ROTATION INTERVALS

Only rotational crops harvested at maturity may be used for feed or food.
Do not graze rotated small grain crops or harvest forage or straw for livestock.

Table 9: Crop Rotation Intervals

Crop	Crop Rotation Intervals (Months)
Barley, spring	8
Barley, winter	4.5
Cotton	12
Field corn	10
Field corn (seed)	10
Peas	10
Popcorn	12
Rice	10
Rye	12
Sorghum ²	18
Soybeans	0
Sweet corn ¹	10
Wheat, spring	8
Wheat, winter	4.5
Other crops not listed	18

¹ Use 18-month minimum rotation interval for sweet corn in the states of Connecticut, Maine, Massachusetts, New Hampshire, New York, Rhode Island, and Vermont.

² Sorghum may be planted back after 12 Months in Region 1.

STORAGE AND DISPOSAL

Do not contaminate water, food or feed by storage or disposal.

PESTICIDE STORAGE: Store in a cool dry place and in such a manner as to prevent cross contamination with other pesticides, fertilizers, food, and feed. Store in original container and out of the reach of children, preferably in a locked storage area. Handle and open container in a manner as to prevent spillage. If the container is leaking or material spilled for any reason or cause, carefully dam up material to prevent runoff. Refer to Precautionary Statements on label for hazards associated with the handling of this material. Do not walk through spilled material. Absorb spilled material with absorbing type compounds and dispose of as directed below. In spill or leak incidents, keep unauthorized people away. Maintaining a spill kit and fire extinguisher on hand and having emergency phone numbers posted will allow you to be prepared for emergencies.

PESTICIDE DISPOSAL: Wastes resulting from the use of this product must be disposed of on site or at an approved waste disposal facility.

CONTAINER HANDLING: Nonrefillable container. Do not reuse this container to hold materials other than pesticides or dilute pesticides (rinsate). After emptying and cleaning, it may be allowable to temporarily hold rinsate or other pesticide-related materials in the container. Contact your state regulatory agency to determine allowable practices in your state. Once cleaned, some agricultural plastic pesticide containers can be taken to a container collection site or picked up for recycling. To find the nearest site, contact your chemical dealer or manufacturer, or contact The Agricultural Container Recycling Council (ACRC) at 1-877-952-2272 or www.acrecycle.org. If not recycled, then puncture and dispose of in a sanitary landfill, or incineration, or if allowed by state and local authorities, by burning. If burned, stay out of smoke.

Triple rinse or pressure rinse container (or equivalent) promptly after emptying.

For nonrefillable containers up to 5 gallons: Triple rinse as follows: Empty the remaining contents into application equipment or a mix tank and drain for 10 seconds after the flow begins to drip. Fill the container 1/4 full with water and recap. Shake for 10 seconds. Pour rinsate into application equipment or a mix tank or store rinsate for later use or disposal. Drain for 10 seconds after the flow begins to drip. Repeat this procedure two more times. **Pressure rinse as follows:** Empty the remaining contents into application equipment or a mix tank and continue to drain for 10 seconds after the flow begins to drip. Hold container upside down over application equipment or mix tank or collect rinsate for later use or disposal. Insert pressure rinsing nozzle in the side of the container, and rinse at about 18 PSI for at least 30 seconds. Drain for 10 seconds after the flow begins to drip.

For nonrefillable containers greater than 5 gallons and less than 56 gallons: Triple rinse as follows: Empty the remaining contents into application equipment or a mix tank. Fill the container 1/4 full with water. Replace and tighten closures. Tip container on its side and roll it back and forth, ensuring at least one complete revolution, for 30 seconds. Stand the container on its end and tip it back and forth several times. Turn the container over onto its other end and tip it back and forth several times. Empty the rinsate into application equipment or a mix tank or store rinsate for later use or disposal. Repeat this procedure two more times.

Pressure rinse as follows: Empty the remaining contents into application equipment or a mix tank and continue to drain for 10 seconds after the flow begins to drip. Hold container upside down over application equipment or mix tank or collect rinsate for later use or disposal. Insert pressure rinsing nozzle in the side of the container, and rinse at about 18 PSI for at least 30 seconds. Drain for 10 seconds after the flow begins to drip.

INTIMIDATOR®
EPA REG. NO. 34704-1065

Storage & Disposal cont'd.:

For nonrefillable containers greater than 56 gallons: To clean the container before final disposal, empty the remaining contents from this container into application equipment or mix tank. Fill the container about 10 percent full with water. Agitate vigorously or recirculate water with the pump for 2 minutes. Pour or pump rinsate into application equipment or rinsate collection system. Repeat this rinsing procedure two more times.

For refillable containers from 55 to 330 gallons: Refillable container. Refill this container with pesticide only. Do not reuse this container for any other purpose. Cleaning the container before final disposal is the responsibility of the person disposing of the container. Cleaning before refilling is the responsibility of the refiller. To clean the container before final disposal, empty the remaining contents from this container into application equipment or mix tank. Fill the container about 10 percent full with water. Agitate vigorously or recirculate water with the pump for 2 minutes. Pour or pump rinsate into application equipment or rinsate collection system. Repeat this rinsing procedure two more times. Offer for recycling or puncture and dispose of in a sanitary landfill or by incineration.

For help with any spill, leak, fire or exposure involving this material, call day or night CHEMTREC – 1-800-424-9300.

CONDITIONS OF SALE AND LIMITATION OF WARRANTY AND LIABILITY

BEFORE BUYING OR USING THIS PRODUCT, read the entire Directions for Use and the following Conditions of Sale and Limitation of Warranty and Liability. By buying or using this product, the buyer or user accepts the following Conditions of Sale and Limitation of Warranty and Liability, which no employee or agent of LOVELAND PRODUCTS, INC. or the seller is authorized to vary in any way.

Follow the Directions for Use of this product carefully. It is impossible to eliminate all risks inherently associated with the use of this product. Crop or other plant injury, ineffectiveness, or other unintended consequences may result from such risks as weather or crop conditions, mixture with other chemicals not specifically identified in this product's label, or use of this product contrary to the label instructions, all of which are beyond the control of LOVELAND PRODUCTS, INC. and the seller. The buyer or user of this product assumes all such inherent risks.

Subject to the foregoing inherent risks, LOVELAND PRODUCTS, INC. warrants that this product conforms to the chemical description on the label and is reasonably fit for the purposes stated in the Directions for Use when the product is used in strict accordance with such Directions for Use under normal conditions of use. EXCEPT AS WARRANTED IN THIS LABEL AND TO THE EXTENT CONSISTENT WITH APPLICABLE LAW, THIS PRODUCT IS SOLD "AS IS," AND LOVELAND PRODUCTS, INC. MAKES NO OTHER WARRANTY, EXPRESS OR IMPLIED, INCLUDING BUT NOT LIMITED TO MERCHANTABILITY, FITNESS FOR A PARTICULAR PURPOSE, OR ELIGIBILITY OF THIS PRODUCT FOR ANY PARTICULAR TRADE USAGE.

IN THE UNLIKELY EVENT THAT BUYER OR USER BELIEVES THAT LOVELAND PRODUCTS, INC. HAS BREACHED A WARRANTY CONTAINED IN THIS LABEL AND TO THE EXTENT REQUIRED BY APPLICABLE LAW, BUYER OR USER MUST SEND WRITTEN NOTICE OF ITS CLAIM TO THE FOLLOWING ADDRESS: LOVELAND PRODUCTS, INC., ATTENTION: LAW DEPARTMENT, P.O. BOX 1286, GREELEY, CO 80632-1286.

TO THE EXTENT CONSISTENT WITH APPLICABLE LAW, THE BUYER'S OR USER'S EXCLUSIVE REMEDY FOR ANY INJURY, LOSS, OR DAMAGE RESULTING FROM THE HANDLING OR USE OF THIS PRODUCT, INCLUDING BUT NOT LIMITED TO CLAIMS OF BREACH OF WARRANTY OR CONTRACT, NEGLIGENCE, STRICT LIABILITY, OR OTHER TORTS, SHALL BE LIMITED TO ONE OF THE FOLLOWING, AT THE ELECTION OF LOVELAND PRODUCTS, INC. OR THE SELLER: DIRECT DAMAGES NOT EXCEEDING THE PURCHASE PRICE OF THE PRODUCT OR REPLACEMENT OF THE PRODUCT. TO THE EXTENT CONSISTENT WITH APPLICABLE LAW, LOVELAND PRODUCTS, INC. AND THE SELLER SHALL NOT BE LIABLE TO THE BUYER OR USER OF THIS PRODUCT FOR ANY CONSEQUENTIAL, SPECIAL, OR INDIRECT DAMAGES, OR DAMAGES IN THE NATURE OF A PENALTY.

Aim and Command are registered trademarks of FMC Corporation.

Arrow is a registered trademark of Makhteshim Agan of North America, Inc.

Assure, Canopy, Classic, Harmony, and Synchrony are registered trademarks of E.I. DuPont de Nemours and Company.

Basagran, Poast, Poast Plus, and Rezult are registered trademarks of BASF.

Cobra and Resource are registered trademarks of Valent U.S.A. Corporation.

FirstRate and Python are registered trademarks and Frontrow is a trademark of Dow AgroSciences LLC.

Flexstar, Fusilade, Fusion, Gramoxone Inteon, Prefix and Reflex are registered trademarks of a Syngenta Group Company.

Intensity Post-emergence Grass Herbicide, Intimidator, Mad Dog, Makaze, Matador, Stealth, and Whiteout are registered trademarks and Top Gun is a trademark of Loveland Products, Inc.

Roundup Ready is a registered trademark of Monsanto Technology LLC.

Storm and Ultra Blazer are registered trademarks of United Phosphorus, Inc.

Gramoxone Inteon is a restricted use pesticide.

FORMULATED FOR
LOVELAND PRODUCTS, INC.
P.O. BOX 1286, GREELEY, COLORADO 80634-1286