


SMTL US85409654C (170324) LUNA SENSATION 1 Gallon ETL
 CMYK 8/9/17



COPY AREA

3.875"

FIRST AID

IF SWALLOWED:	<ul style="list-style-type: none">• Call a poison control center or doctor immediately for treatment advice.• Do not induce vomiting unless told to do so by a poison control center or doctor.• Have person sip a glass of water if able to swallow.• Do not give anything by mouth to an unconscious person.
IF ON SKIN:	<ul style="list-style-type: none">• Take off contaminated clothing.• Rinse skin immediately with plenty of water for 15-20 minutes.• Call a poison control center or doctor for treatment advice.
IF INHALED:	<ul style="list-style-type: none">• Move person to fresh air.• If person is not breathing, call 911 or an ambulance, and then give artificial respiration, preferably mouth-to-mouth if possible.• Call a poison control center or doctor for further treatment advice.
<p>For MEDICAL Emergencies Call 24 Hours A Day 1-800-334-7577. In case of emergency call toll free the Bayer CropScience Emergency Response Telephone No. 1-800-334-7577. Have a product container or label with you when calling a poison control center or doctor, or going for treatment.</p>	
<p>NOTE TO PHYSICIAN: Treat Symptomatically.</p>	

For **PRODUCT USE** Information Call 1-866-99BAYER (1-866-992-2937)

PRECAUTIONARY STATEMENTS

HAZARDS TO HUMANS AND DOMESTIC ANIMALS

CAUTION

Harmful if swallowed, absorbed through skin or inhaled. Avoid contact with skin, eyes, or clothing. Avoid breathing vapor or spray mist. Wash thoroughly with soap and water after handling and before eating, drinking, chewing gum, or using tobacco. Remove and wash contaminated clothing before reuse.

4.375"

COPY AREA
3.5"

4.0"

COPY AREA

3.875"

COPY AREA

3.5"

Personal Protective Equipment (PPE):

Applicators and other handlers must wear long-sleeved shirt and long pants, shoes plus socks, and chemical-resistant (such as nitrile or butyl) gloves.

User Safety Requirements

Follow manufacturer's instructions for cleaning/maintaining PPE. If no such instructions exist for washables, use detergent and hot water. Keep and wash PPE separately from other laundry.

ENGINEERING CONTROL STATEMENTS:

When handlers use closed systems, enclosed cabs, or aircraft in a manner that meets the requirements listed in the Worker Protection Standard (WPS) for agricultural pesticides [40 CFR 170.240(d)(4-6)], the handler PPE requirements may be reduced or modified as specified in the WPS.

User Safety Recommendations

Users should:

- Wash hands before eating, drinking, chewing gum, using tobacco, or using the toilet.
- Remove clothing/PPE immediately if pesticide gets inside. Then wash thoroughly and put on clean clothing.
- User should remove PPE immediately after handling this product. Wash the outside of gloves before removing. As soon as possible, wash thoroughly and change into clean clothing.

ENVIRONMENTAL HAZARDS

This pesticide is toxic to fish and aquatic invertebrates. Drift and runoff may be hazardous to aquatic organisms in neighboring areas.

For terrestrial uses: Do not apply directly to water, or to areas where surface water is present or to intertidal areas below the mean high water mark. Do not contaminate water when disposing of equipment wash water or rinsate. This product may impact surface water quality due to runoff of rain water. This is especially true for poorly draining soils and soils with shallow ground water. This product is classified as having high potential for reaching surface water via

4.0"

4.375"

COPY AREA

3.875"

COPY AREA

3.5"

runoff for several months or more after application. A level, well-maintained vegetative buffer strip between areas to which this product is applied and surface water features such as ponds, streams, and springs will reduce the potential loading of fluopyram. Runoff of this product will be reduced by avoiding applications when rainfall or irrigation is expected to occur within 48 hours. Sound erosion control practices will reduce this product's potential to reach aquatic sediment via runoff.

This chemical has properties and characteristics associated with chemicals detected in ground water. This chemical may leach into groundwater if used in areas where soils are permeable, particularly where the water table is shallow.

DIRECTIONS FOR USE

STOP - READ THE LABEL BEFORE USE

It is a violation of federal law to use this product in a manner inconsistent with its labeling.

Read entire label before using this product.

Do not apply this product in a way that will contact workers or other persons, either directly or through drift. Only protected handlers may be in the area during application. For any requirements specific to your State or Tribe, consult the agency responsible for pesticide regulation.

Not for sale, distribution, or use in Nassau and Suffolk counties, New York except as permitted under FIFRA 24(c), Special Local Need registration.

Aerial Application Prohibited in New York State.

AGRICULTURAL USE REQUIREMENTS

Use this product only in accordance with its labeling and with the Worker Protection Standard, 40 CFR part 170. This Standard contains requirements for the protection of agricultural workers on farms, forests, nurseries, and greenhouses, and handlers of agricultural pesticides. It contains requirements for training, decontamination, notification, and emergency assistance. It also contains specific instructions and exceptions pertaining to the statements on this label about personal protective equipment (PPE) and restricted entry interval. The requirements in this box only apply to uses of this product that are covered by the Worker Protection Standard.

Do not enter or allow worker entry into treated areas during the **restricted-entry interval (REI) of 12 hours.** (continued)

4.0"

4.375"

COPY AREA

3.875"

AGRICULTURAL USE REQUIREMENTS (continued)

PPE required for early entry to treated areas that is permitted under the Worker Protection Standard and that involves contact with anything that has been treated, such as plants, soil, or water is: coveralls over long-sleeved shirt and long pants, socks and shoes, and chemical-resistant gloves made of any waterproof material such as natural rubber \geq 14 mils.

PRODUCT INFORMATION

LUNA[®] SENSATION is a broad-spectrum fungicide with preventative, systemic, and curative properties labeled for the control or suppression of certain crop diseases.

LABELED USES

Almond; Artichoke, globe; Berry, low growing, except cranberry, subgroup 13-07G; Brassica, head and stem, subgroup 5A; Brassica, leafy greens, subgroup 5B; Carrot; Cherry subgroup 12-12A; Dill Seed; Fruit, citrus, group 10-10; Fruit, pome, group 11-10; Fruit, small vine climbing, except fuzzy kiwifruit, subgroup 13-07F; Ginseng; Herb subgroup 19A; Hops, dried cones; Leafy greens subgroup 4A (except Watercress); Leaf petioles subgroup 4B; Melon subgroup 9A; Nut, tree, group 14-12; Peach subgroup 12-12B; Pecan; Pepper/eggplant subgroup 8-10B; Pistachio; Plum subgroup 12-12C; Squash/Cucumber subgroup 9B; Tomato subgroup 8-10A; Vegetable, root, except sugar beet, subgroup 1B.

RESISTANCE MANAGEMENT

The active ingredients in LUNA SENSATION belong to two different fungicide groups, the pyridinyl-ethyl-benzamides (Group 7) and the QoI or strobilurins (Group 11). To maintain long-term effectiveness of this fungicide, follow the specific resistance management guidance listed at the bottom of each crop label. The following practices may delay the development of fungicide resistance.

- 1. Start spray programs early:** Spray programs that begin before pathogens attack keep fungal populations low and reduce the likelihood of resistance. Consult your local extension specialist, certified crop advisor and/or manufacturer representative for recommendations on when to begin spray programs.
- 2. Alternate products:** Use spray programs that include alternation of products from different fungicide groups. Group numbers are listed in a box at the top right of product labels.

(continued)

COPY AREA

3.5"

4.0"

4.375"

COPY AREA

3.875"

COPY AREA

3.5"

3. **Use at least the minimum labeled rate and do not extend spray intervals beyond label specifications:** Use of rates below the minimum labeled rate can shorten the useful life of a fungicide. Furthermore, stretching application intervals too long may leave a crop unprotected, allowing the pathogen population to multiply, and increasing the likelihood for resistance to develop.
4. **IPM:** Applications of fungicides should be integrated into an overall disease and pest management program. Cultural practices known to reduce disease development should be followed. Consult your local extension specialist, certified crop advisor and/or manufacturer representative for additional IPM strategies established for your area. This product may be used in Agricultural Extension advisory (disease forecasting or risk assessment) programs, which recommend application timing based on environmental factors favorable for disease development.

APPLICATION INFORMATION

Use sufficient water volume to provide thorough and uniform coverage to obtain the most effective disease control. Do not make applications when conditions favor drift. Avoid spraying when windy, high temperature, drought, dusty, low relative humidity, or temperature inversion conditions exist.

Ground Application

For optimum disease control, apply in sufficient water to ensure thorough coverage of foliage, bloom, and fruit.

Aerial Application

For aerial application equipment, a minimum of 10 gallons of water per acre for tree crops and 2 gallons of water per acre for field and vegetable crops is required. Do not apply by aerial application in New York State.

Air-Blast Application

Air-assisted or air-blast sprayers move spray droplets into the crop canopy using a forced-air system. The fan should be set up to deliver only enough air volume to penetrate the canopy and provide good coverage. Adjust deflectors or other aiming devices to direct spray only to the target area. Equip sprayers with nozzles that provide accurate and uniform application.

4.0"

4.375"

COPY AREA

3.875"

COPY AREA

3.5"

Chemigation Application

Apply this product only through center pivot, motorized-lateral move, traveling gun, and solid set or portable (wheel move, side roll, end tow, or hand move) irrigation systems. Do not apply this product through any other type of irrigation system. Crop injury, lack of effectiveness, or illegal pesticide residues in the crop can result from non-uniform distribution of treated water. If you have questions about calibration, you should contact State Extension Service specialists, equipment manufacturers or other experts. A person knowledgeable of the chemigation system and responsible for its operation or under the supervision of the responsible person, shall shut the system down and make necessary adjustments should the need arise. LUNA SENSATION has not been sufficiently tested when applied through irrigation systems to assure consistent product performance for all labeled uses. The following application techniques are provided for user reference but do not constitute a warranty of fitness for application through sprinkler irrigation equipment.

Do not connect an irrigation system (including greenhouse systems) used for pesticide application to a public water system, unless the pesticide label prescribed safety devices for public water systems are in place. 'Public water system' means a system for the provision to the public of piped water for human consumption if such system has at least 15 service connections or regularly serves an average of at least 25 individuals daily at least 60 days out of the year. Chemigation systems connected to public water systems must contain a functional, reduced-pressure zone (RPZ), back flow preventer, or the functional equivalent in the water supply line upstream from the point of pesticide introduction. As an alternative to the RPZ, the water from the public water system should be discharged into a reservoir tank prior to pesticide introduction. There shall be a complete physical break (air gap) between the flow outlet end of the fill pipe and the top or overflow rim of the reservoir tank of at least twice the inside diameter of the fill pipe. The pesticide injection pipeline must contain a functional, automatic, quick-closing check valve to prevent the flow of fluid back toward the injection pump. Pesticide injection pipeline must contain a functional, normally closed, solenoid-operated valve located on the intake side of the injection pump and connected to the system interlock to prevent fluid from being withdrawn from the supply tank when the irrigation system is either automatically or manually shut down. The systems

(continued)

4.0"

4.375"

COPY AREA

3.875"

COPY AREA

3.5"

must contain functional interlocking controls, to automatically shut off the pesticide injection pump when the water pump motor stops, or in cases where there is no water pump, when the water pressure decreases to the point where pesticide distribution is adversely affected. Systems must use a metering pump, such as a positive displacement injection pump (e.g., diaphragm pump) effectively designed and constructed of materials that are compatible with pesticides and capable of being fitted with a system interlock.

Do not apply when wind speed favors drift. Spray mixture in the chemical supply tank must be agitated at all times, otherwise settling and uneven application may occur. Apply pesticide continuously for the duration of the water application. For mixing instructions, please refer to directions in the "Spray mixing and compatibility" section.

This product may be used through two basic types of irrigation systems as outlined in **Sections A and B** below. The system must contain a functional check valve, vacuum relief valve, and low-pressure drain appropriately located on the irrigation pipeline to prevent water source contamination from back flow. Determine which type of irrigation system is in place, then refer to the appropriate directions provided below for each type. See crops section on the label for required treatment rates and additional use information.

A. Center Pivot, Motorized-Lateral Move and Traveling Gun Irrigation Equipment

For injections of pesticides, these continuously moving systems must use a positive displacement injection pump of either diaphragm or piston type and be constructed of materials that are compatible with pesticides. They must also be capable of being fitted with a system interlock and capable of injection at pressures approximately 2-3 times those encountered within the irrigation water line. Venturi applicator units cannot be used on these systems. Thoroughly mix required amount of this product for acreage to be covered into same amount of water used during calibration and inject into system continuously for one revolution or run. Mixture in the chemical supply tank must be continuously agitated during the injection run. Shut off injection equipment after one revolution or run, but continue to operate irrigation system until this product has been cleared from the last sprinkler head. This product can be injected during the irrigation cycle or as a separate application.

4.0"

4.375"

COPY AREA

3.875"

COPY AREA

3.5"

B. Solid-Set, Portable (Wheel Move, Side Roll, End Tow, or Hand Move) Irrigation Equipment

With stationary systems, an effectively designed in-line Venturi applicator unit is preferred to support even and quick distribution. However, a positive-displacement pump can also be used. For solid set systems, determine acreage covered by sprinkler. Fill the tank of injection equipment with water and adjust flow to use contents over 30 to 45 minutes. Mix desired amount of this product for acreage to be covered with water so that the total mixture of this product plus water in the injection tank is equal to the quantity of water used during calibration. Provide chemical supply tank agitation sufficient for mixing until chemigation is completed. Operate entire system at normal pressures recommended by the manufacturer of injection equipment used, for amount of time established during calibration.

SPRAY MIXING AND COMPATIBILITY

Begin with clean spray equipment and add one-half of the required amount of water to the spray or mixing tank and start agitation. Add the required quantity of fungicide and the tank-mix partner if applicable to the water and complete filling with water to the required total volume. Follow the recommendations of your State Cooperative Extension Service for tank-mixing with other products. In general, follow the order beginning first with water conditioners, water soluble packaging (wait for it to completely dissolve), wettable powders and water-dispersible granular products, liquid flowables and suspension concentrates, emulsifiable concentrates, and adjuvants last. Maintain agitation throughout spraying. Do not allow spray mixture to remain in the tank overnight, or for long periods during the day without agitation. When tank-mixing with other pesticides, observe the more restrictive label limitations and precautions.

LUNA SENSATION is physically compatible with most commonly used fungicide, herbicide, insecticide, and foliar nutrient products. However, the compatibility of LUNA SENSATION with all potential tank-mix partners has not been fully investigated. If tank mixing with other pesticides is desirable, conduct a jar test with the volumes and rates typically used in agricultural application. Using a small container of water, add the proportionate amounts of the products: wettable powders and water-dispersible granular products first, then liquid flowables, and emulsifiable concentrates last. After thoroughly mixing, let stand for at least 15 minutes. Look for signs of separation, globules, sludge, flakes, or other precipitates.

(continued)

4.0"

4.375"

COPY AREA

3.875"

COPY AREA

3.5"

Physical compatibility is indicated if the combination remains mixed or can be remixed readily. The crop safety of all potential tank-mixes with LUNA SENSATION has not been tested on all crops. Before applying any tank-mixture not specified on this label, safety to the target crop should be confirmed on a small portion of the crop to be treated to ensure an adverse response will not occur.

PRODUCT RESTRICTIONS AND LIMITATIONS

Do not apply more than the maximum yearly rate for each specific crop from any combination of products containing FLUOPYRAM or TRIFLOXYSTROBIN.

Do not use tank mixes with horticultural oils in Pear due to potential for crop injury.

Do not apply where drift may reach Concord grapes or crop injury may occur.

Spray equipment should be rinsed after applying and before application of other products to Concord grapes or crop injury may occur.

ROTATIONAL CROP RESTRICTIONS

Areas treated with this product can be replanted immediately following harvest with any crop for which both a FLUOPYRAM and a TRIFLOXYSTROBIN tolerance exist. This includes:

Almond; Artichoke, globe; Berry, low growing, except cranberry, subgroup 13-07G; Brassica, Head and Stem, Subgroup 5A; Carrot; Cherry subgroup 12-12A; Fruit, citrus, group 10-10; Fruit, pome, group 11-10; Fruit, small vine climbing, except fuzzy kiwifruit, subgroup 13-07F; Ginseng; Grain, cereal, group 15 (except corn, buckwheat, rye and rice) which include: barley, millet (pearl and proso), oats, sorghum, teosinte, triticale, and wheat; Corn, field, grain; Corn, pop, grain; Corn, sweet (kernel plus cob with husks removed); Hop, dried cones; Leafy greens subgroup 4A; Leaf petioles subgroup 4B (except watercress); Melon subgroup 9A; Nut, tree, group 14-12; Peach subgroup 12-12B; Peanut; Pepper/eggplant subgroup 8-10B; Plum subgroup 12-12C; Squash/ cucumber subgroup 9B; Sugarbeet, roots; Tomato subgroup 8-10A; Vegetable, root, except sugarbeet, subgroup 1B; Vegetable, tuberous and corm, subgroup 1C.

The following crops can be planted into treated areas 30 days after the last application: Alfalfa; Buckwheat; Bushberry subgroup 13-07B; Caneberry subgroup 13-07A; Cottonseed subgroup 20C; Dill seed; Herb subgroup 19A; Leafy Greens, Subgroup 5B; Legume Vegetables (except cowpea and dried peas); Onion, bulb, subgroup 3-07A; Onion, green, subgroup 3-07B; Rye; Rapeseed subgroup 20A; Soybean; Sugarcane (in Region 3); Sunflower subgroup 20B.

Do not rotate to crops other than those listed above.

4.0"

4.375"

COPY AREA

3.875"

USE DIRECTIONS FOR SPECIFIC CROPS

Almond		
Disease Control	Application Rate	Product Instructions
Brown rot blossom blight (<i>Monilinia laxa</i>) (<i>Monilinia fructicola</i>) Shot hole (<i>Wilsonomyces carpophilus</i>) Anthracnose (<i>Colletotrichum acutatum</i>) Alternaria (<i>Alternaria alternata</i>) Scab (<i>Cladosporium carpophilum</i>) Rust (<i>Tanzschelia discolor</i>) Jacket rot Green fruit rot (<i>Botrytis cinerea</i>)	5.0 to 7.6 fl oz/acre	Apply at the critical timings for disease control. Refer to University and/or extension guidelines for best application timings. Continue as needed on a 7- to 14-day interval. When disease pressure is severe, use the higher rates and/or shorter intervals.
Powdery mildew (<i>Sphaerotheca pannosa</i>) (<i>Podosphaera tridactyla</i>)	7.6 fl oz/acre	
Disease Suppression	Application Rate	Product Instructions
Hull rot (<i>Rhizopus</i> spp.) (<i>Monilinia</i> spp.)	5.0 to 7.6 fl oz/acre	Apply at the critical timings for disease control. Refer to University and/or extension guidelines for best application timings. Continue as needed on a 7- to 14-day interval. When disease pressure is severe, use the higher rates and/or shorter intervals.
Restrictions: <ul style="list-style-type: none"> Do not apply more than 27.1 fl oz of LUNA SENSATION per acre per year. Apply using ground, aerial, or chemigation equipment. Regardless of formulation or method of application, do not apply more than 0.446 lbs fluopyram or 0.5 lbs trifloxystrobin per acre per year, including soil and foliar uses. Do not make more than 4 applications per year. Do not apply LUNA SENSATION within 14 days of harvest. To limit the potential for development of disease resistance to these fungicide classes, do not make more than 2 sequential applications of LUNA SENSATION or any Group 7 or Group 11 containing fungicide before rotating with a fungicide from a different Group. 		

COPY AREA

3.5"

4.0"

4.375"

COPY AREA

3.875"

COPY AREA
3.5"

Artichoke, globe		
Disease Control	Application Rate	Product Instructions
Powdery mildew (<i>Leveillula taurica</i>) (<i>Erysiphe cichoracearum</i>)	4.0 to 7.6 fl oz/acre	Apply at the critical timings for disease control. Refer to University and/or extension guidelines for best application timings. Continue as needed on a 7- to 10-day interval. When disease pressure is severe, use the higher rates and/or shorter intervals.
Gray mold (<i>Botrytis cinerea</i>)	7.6 fl oz/acre	Apply at the critical timings for disease control. Refer to University and/or extension guidelines for best application timings. Continue as needed on a 7- to 10-day interval. When disease pressure is severe, use the shorter intervals.
Disease Suppression	Application Rate	Product Instructions
Ramularia leaf spot (<i>Ramularia cynarea</i>)	7.6 fl oz/acre	Apply at the critical timings for disease control. Refer to University and/or extension guidelines for best application timings. Continue as needed on a 7- to 10-day interval. When disease pressure is severe, use the shorter intervals.
Restrictions: <ul style="list-style-type: none"> • Do not apply more than 15.3 fl oz of LUNA SENSATION per acre per year. • Apply using ground, aerial, or chemigation equipment. • Regardless of formulation or method of application, do not apply more than 0.446 lbs fluopyram or 0.25 lbs trifloxystrobin per acre per year, including soil and foliar uses. • Can be applied the day of harvest. • To limit the potential for development of disease resistance to these fungicide classes, do not make more than 2 sequential applications of LUNA SENSATION or any Group 7 or Group 11 containing fungicide before rotating with a fungicide from a different Group. 		

4.0"

11

4.375"

COPY AREA

3.875"

COPY AREA

3.5"

Berry, low growing, except cranberry, subgroup 13-07G		
Bearberry; Bilberry; Blueberry, Lowbush; Cloudberry; Lingonberry; Muntries; Partridgeberry; Strawberry; cultivars, varieties, and/or hybrids of these.		
Disease Control	Application Rate	Product Instructions
Powdery mildew (<i>Sphaerotheca macularis</i>) Anthracnose (<i>Colletotrichum</i> spp.) Phomopsis leaf blight / fruit rot (<i>Phomopsis obscurans</i>)	4.0 to 7.6 fl oz/acre	Apply at the critical timings for disease control. Refer to University and/or extension guidelines for best application timings. Continue as needed on a 7- to 14-day interval. When disease pressure is severe, use the higher rates and/or shorter intervals.
Gray mold (<i>Botrytis cinerea</i>)	6.0 to 7.6 fl oz/acre	Apply at the critical timings for disease control. Refer to University and/or extension guidelines for best application timings. Continue as needed on a 7- to 14-day interval. When disease pressure is severe, use the higher rates and/or shorter intervals.
Disease Suppression	Application Rate	Product Instructions
Rhizopus fruit rot (<i>Rhizopus</i> spp.) Leaf spot (<i>Mycosphaerella fragariae</i>)	7.6 fl oz/acre	Apply at the critical timings for disease control. Refer to University and/or extension guidelines for best application timings. Continue as needed on a 7- to 14-day interval. When disease pressure is severe, use the shorter intervals.
Restrictions: <ul style="list-style-type: none"> • Do not apply more than 27.1 fl oz of LUNA SENSATION per acre per year. • Apply using ground, aerial, or chemigation equipment. • Regardless of formulation or method of application, do not apply more than 0.446 lbs fluopyram or 0.6 lbs trifloxystrobin per acre per year, including soil and foliar uses. • Can be applied the day of harvest. • To limit the potential for development of disease resistance to these fungicide classes, do not make more than 2 sequential applications of LUNA SENSATION or any Group 7 or Group 11 containing fungicide before rotating with a fungicide from a different Group. 		

4.0"

4.375"

COPY AREA

3.875"

COPY AREA
3.5"

Brassica, head and stem, subgroup 5A Broccoli; Broccoli, Chinese; Brussels Sprouts; Cabbage; Cabbage, Chinese (Napa); Cabbage, Chinese Mustard; Cauliflower; Cavalo Broccolo; Kohlrabi.		
Disease Control	Application Rate	Product Instructions
Powdery mildew (<i>Erysiphe polygoni</i>) <i>Erysiphe cruciferarum</i> Alternaria leaf spot (<i>Alternaria</i> spp.)	5.0 to 7.6 fl oz/acre	Apply at the critical timings for disease control. Refer to University and/or extension guidelines for best application timings. Continue as needed on a 7- to 10-day interval. When disease pressure is severe, use the higher rates and/or shorter intervals.
Botrytis gray mold (<i>Botrytis cinerea</i>) Cercospora leaf spot (<i>Cercospora brassicicola</i>) Sclerotinia stem rot (<i>Sclerotinia sclerotiorum</i>) (<i>Sclerotinia minor</i>)	7.6 fl oz/acre	Apply at the critical timings for disease control. Refer to University and/or extension guidelines for best application timings. Continue as needed on a 7- to 10-day interval. When disease pressure is severe, use the higher rates and/or shorter intervals.
Disease Suppression	Application Rate	Product Instructions
Downy mildew (<i>Peronospora parasitica</i>)	7.6 fl oz/acre	Apply at the critical timings for disease control. Refer to University and/or extension guidelines for best application timings. Continue as needed on a 7- to 10-day interval. When disease pressure is severe, use the higher rates and/or shorter intervals.
Restrictions: <ul style="list-style-type: none"> • Do not apply more than 15.3 fl oz of LUNA SENSATION per acre per year. • Apply using ground, aerial, or chemigation equipment. • Regardless of formulation or method of application, do not apply more than 0.446 lbs fluopyram or 0.25 lbs trifloxystrobin per acre per year, including soil and foliar uses. • Can be applied the day of harvest. • To limit the potential for development of disease resistance to these fungicide classes, do not make more than 2 sequential applications of LUNA SENSATION or any Group 7 or Group 11 containing fungicide before rotating with a fungicide from a different Group. 		

4.0"

13

4.375"

COPY AREA

3.875"

COPY AREA
3.5"

4.0"

Brassica, leafy greens, subgroup 5B Broccoli Raab; Cabbage, Chinese (Bok Choy); Collards; Kale; Mizuna; Mustard Greens; Mustard Spinach; Rape Greens.		
Disease Control	Application Rate	Product Instructions
Powdery mildew (<i>Erysiphe polygoni</i>) (<i>Erysiphe cruciferarum</i>) Alternaria black spot (<i>Alternaria</i> spp.)	5.0 to 7.6 fl oz/acre	Apply at the critical timings for disease control. Refer to University and/or extension guidelines for best application timings. Continue as needed on a 7- to 14-day interval. When disease pressure is severe, use the higher rates and/or shorter intervals.
Botrytis gray mold (<i>Botrytis cinerea</i>) Cercospora leaf spot (<i>Cercospora</i> spp.) Sclerotinia stem rot (<i>Sclerotinia sclerotiorum</i>) (<i>Sclerotinia minor</i>)	7.6 fl oz/acre	Apply at the critical timings for disease control. Refer to University and/or extension guidelines for best application timings. Continue as needed on a 7- to 14-day interval. When disease pressure is severe, use the shorter intervals.
Disease Suppression	Application Rate	Product Instructions
Downy mildew (<i>Peronospora parasitica</i>)	7.6 fl oz/acre	Apply at the critical timings for disease control. Refer to University and/or extension guidelines for best application timings. Continue as needed on a 7- to 14-day interval. When disease pressure is severe, use the higher rates and/or shorter intervals.
Restrictions: <ul style="list-style-type: none"> • Do not apply more than 15.3 fl oz of LUNA SENSATION per acre per year. • Apply using ground, aerial, or chemigation equipment. • Regardless of formulation or method of application, do not apply more than 0.446 lbs fluopyram or 0.25 lbs trifloxystrobin per acre per year, including soil and foliar uses. • Can be applied the day of harvest. • To limit the potential for development of disease resistance to these fungicide classes, do not make more than 2 sequential applications of LUNA SENSATION or any Group 7 or Group 11 containing fungicide before rotating with a fungicide from a different Group. 		

4.375"

COPY AREA

3.875"

COPY AREA
3.5"

Carrot		
Disease Control	Application Rate	Product Instructions
Leaf blight (<i>Alternaria dauci</i>) Leaf spot / Early blight (<i>Cercospora carotae</i>) Powdery mildew (<i>Erysiphe</i> spp.) (<i>Leveillula taurica</i>) Rust (<i>Puccinia</i> spp.) (<i>Uromyces</i> spp.)	4.0 to 7.6 fl oz/acre	Apply at the critical timings for disease control. Refer to University and/or extension guidelines for best application timings. Continue as needed on a 14-day interval. When disease pressure is severe, use the higher rates.
Disease Suppression	Application Rate	Product Instructions
Cottony rot (<i>Sclerotinia sclerotiorum</i>)	7.6 fl oz/acre	Apply at the critical timings for disease control. Refer to University and/or extension guidelines for best application timings. Continue as needed on a 14-day interval.
Restrictions: <ul style="list-style-type: none"> • Do not apply more than 23.0 fl oz of LUNA SENSATION per acre per year. • Apply using ground, aerial or foliar chemigation equipment. • Regardless of formulation or method of application (foliar only), do not apply more than 0.446 lbs fluopyram or 0.375 lbs trifloxystrobin per acre per year. • Do not apply LUNA SENSATION within 7 days of harvest. • To limit the potential for development of disease resistance to these fungicide classes, do not make more than 2 sequential applications of LUNA SENSATION or any Group 7 or Group 11 containing fungicide before rotating with a fungicide from a different Group. Tops or greens from this crop may be utilized for food or feed. 		

4.0"

15

4.375"

COPY AREA

3.875"

COPY AREA
3.5"

Cherry subgroup 12-12A; Peach subgroup 12-12B; and Plum subgroup 12-12C		
Cherry subgroup: Capulin; Cherry, black; Cherry, Nanking; Cherry, sweet; Cherry, tart; cultivars, varieties, and/or hybrids of these.		
Peach subgroup: Peach; Nectarine; cultivars, varieties, and/or hybrids of these.		
Plum subgroup: Apricot; Apricot, Japanese; Jujube, Chinese; Plum; Plum, American; Plum, beach; Plum, Canada; Plum, cherry; Plum, Chickasaw; Plum, Damson; Plum, Japanese; Plum, Klamath; Plumcot; Plum, prune; Sloe; cultivars, varieties, and/or hybrids of these.		
Disease Control	Application Rate	Product Instructions
Brown rot blossom blight Fruit rot (<i>Monilinia</i> spp.) Powdery mildew Rusty spot (<i>Podosphaera</i> spp.) (<i>Sphaerotheca pannosa</i>) Gray mold (<i>Botrytis cinerea</i>) Ripe fruit rot (<i>Monilinia</i> spp.) (<i>Botrytis cinerea</i>) (<i>Rhizopus</i> spp.) Cherry leaf spot (<i>Blumeriella jaapii</i>) Scab (<i>Cladosporium carpophilum</i>)	5.0 to 7.6 fl oz/acre	Apply at the critical timings for disease control. Refer to University and/or extension guidelines for best application timings. Continue as needed on a 7- to 14-day interval. When disease pressure is severe, use the higher rates and/or shorter intervals.

4.0"

(continued)

4.375"

COPY AREA

3.875"

COPY AREA
3.5"

Cherry subgroup 12-12A; Peach subgroup 12-12B; and Plum subgroup 12-12C (continued)		
Disease Control	Application Rate	Product Instructions
Jacket rot Green fruit rot (<i>Botrytis cinerea</i>) Shot hole (<i>Wilsonomyces carpophilus</i>) Anthracnose (<i>Colletotrichum</i> spp.) Peach leaf curl (<i>Taphrina</i> spp.) Rust (<i>Tranzschelia discolor</i>)	5.0 to 7.6 fl oz/acre	Apply at the critical timings for disease control. Refer to University and/or extension guidelines for best application timings. Continue as needed on a 7- to 14-day interval. When disease pressure is severe, use the higher rates and/or shorter intervals.
Restrictions: <ul style="list-style-type: none"> • Do not apply more than 27.1 fl oz of LUNA SENSATION per acre per year. • Apply using ground, aerial, or chemigation equipment. • Regardless of formulation or method of application, do not apply more than 0.446 lbs fluopyram or 0.5 lbs trifloxystrobin per acre per year, including soil and foliar uses. • Do not make more than 4 applications per year. • Do not apply LUNA SENSATION within 1 day of harvest. • To limit the potential for development of disease resistance to these fungicide classes, do not make more than 2 sequential applications of LUNA SENSATION or any Group 7 or Group 11 containing fungicide before rotating with a fungicide from a different Group. 		

4.0"

4.375"

COPY AREA

3.875"

COPY AREA

3.5"

Dill Seed		
Disease Control	Application Rate	Product Instructions
Powdery mildew (<i>Erysiphe graminis</i>)	5.0 to 7.6 fl oz/acre	Apply at the critical timings for disease control. Refer to University and/or extension guidelines for best application timings. Continue as needed on a 7- to 10-day interval. When disease pressure is severe, use the higher rates.
Gray mold (<i>Botrytis cinerea</i>)	7.6 fl oz/acre	Apply at the critical timings for disease control. Refer to University and/or extension guidelines for best application timings. Continue as needed on a 7- to 10-day interval.
Restrictions: <ul style="list-style-type: none"> Do not apply more than 15.3 fl oz of LUNA SENSATION per acre per year. Apply using ground, aerial, or chemigation equipment. Regardless of formulation or method of application, do not apply more than 0.446 lbs fluopyram or 0.25 lbs trifloxystrobin per acre per year, including soil and foliar uses. Do not apply LUNA SENSATION within 14 days of harvest. To limit the potential for development of disease resistance to these fungicide classes, do not make more than 2 sequential applications of LUNA SENSATION or any Group 7 or Group 11 containing fungicide before rotating with a fungicide from a different Group. 		

4.0"

4.375"

COPY AREA

3.875"

COPY AREA
3.5"

Fruit, Citrus, group 10-10		
Australian Desert Lime; Australian Finger Lime; Australian Round Lime; Brown River Finger Lime; Calamondin; Citron; Citrus Hybrids; Grapefruit; Japanese Summer Grapefruit; Kumquat; Lemon; Lime; Mediterranean Mandarin; Mount White Lime; New Guinea Wild Lime; Orange, Sour; Orange, Sweet; Pummelo; Russell River Lime; Satsuma Mandarin; Sweet Lime; Tachibana Orange; Tahiti Lime; Tangelo; Tangerine (Mandarin); Tangor; Trifoliate Orange; UniQ Fruit; cultivars, varieties and/or hybrids of these.		
Disease Control	Application Rate	Product Instructions
Citrus Blackspot ¹ <i>(Guignardia citricarpa)</i> Greasy spot ¹ <i>(Mycosphaerella citri)</i>	4.0 fl oz/acre	Apply at the critical timings for disease control. Refer to University and/or extension guidelines for best application timings. Continue as needed on a 7- to 21-day interval. When disease pressure is severe, use the shorter intervals.
Melanose ¹ <i>(Diaporthe citri)</i> Scab ¹ <i>(Elsinoe fawcettii)</i>	5.0 to 6.0 fl oz/acre	Apply at the critical timings for disease control. Refer to University and/or extension guidelines for best application timings. Continue as needed on a 7- to 21-day interval. When disease pressure is severe, use the shorter intervals.
Alternaria brown spot <i>(Alternaria alternata)</i> Septoria Spot ¹ <i>(Septoria citri)</i> Post-bloom fruit drop (PFD) <i>(Colletotrichum acutatum)</i>	7.6 fl oz/acre	Apply at the critical timings for disease control. Refer to University and/or extension guidelines for best application timings. Continue as needed on a 7- to 21-day interval. For high Post-bloom fruit drop pressure the shorter 7- to 10-day spray interval may be needed to protect blossoms.
Restrictions: <ul style="list-style-type: none"> Do not apply more than 27.1 fl oz of LUNA SENSATION per acre per year. Apply using ground, aerial, or chemigation equipment. Regardless of formulation or method of application, do not apply more than 0.446 lbs fluopyram or 0.5 lbs trifloxystrobin per acre per year, including soil and foliar uses. Do not apply LUNA SENSATION within 7 days of harvest. 		

4.0"

4.375"

COPY AREA

3.875"

COPY AREA
3.5"

Fruit, Citrus, group 10-10 *(continued)*
Restrictions:
 • To limit the potential for development of disease resistance to these fungicide classes, do not make more than 2 sequential applications of LUNA SENSATION or any Group 7 or Group 11 containing fungicide before rotating with a fungicide from a different Group.
¹Not for use in CA without a supplemental label.

Fruit, Pome, group 11-10
 Apple; Azarole; Crabapple; Loquat; Mayhaw; Medlar; Pear; Pear, Asian; Quince; Quince, Chinese; Quince, Japanese; Tejocote; cultivars, varieties and/or hybrids of these.

Disease Control	Application Rate	Product Instructions
Powdery mildew <i>(Podosphaera leucotricha)</i> Monilinia rots <i>(Monilinia spp.)</i>	5.0 to 5.8 fl oz/acre	Apply at the critical timings for disease control. Refer to University and/or extension guidelines for best application timings. Continue as needed on a 7- to 14-day interval. When disease pressure is severe, use the higher rates and/or shorter intervals.
Scab (<i>Venturia spp.</i>) Cedar apple rust <i>(Gymnosporangium juniperi-virginianae)</i> Sooty blotch <i>(Gloeodes pomigena)</i> Fly speck <i>(Schizothyrium pomi)</i> Bitter rot ¹ <i>(Glomerella cingulata)</i> White rot ¹ <i>(Botryosphaeria dothidea)</i> Grey mold ¹ <i>(Botrytis cinerea)</i>	4.0 to 5.8 fl oz/acre	Apply at the critical timings for disease control. Refer to University and/or extension guidelines for best application timings. Continue as needed on a 7- to 14-day interval. When disease pressure is severe, use the higher rates and/or shorter intervals.

20

(continued)

4.0"

4.375"

COPY AREA

3.875"

COPY AREA
3.5"

Fruit, Pome, group 11-10 (continued)		
Disease Control	Application Rate	Product Instructions
Black rot ¹ (<i>Botryosphaeria obtusa</i>) Alternaria rot ¹ (<i>Alternaria</i> spp.) Quince rust ¹ (<i>Gymnosporangium clavipes</i>) Brooks fruit spot ¹ (<i>Mycosphaerella pomii</i>)	4.0 to 5.8 fl oz/acre	Apply at the critical timings for disease control. Refer to University and/or extension guidelines for best application timings. Continue as needed on a 7- to 14-day interval. When disease pressure is severe, use the higher rates and/or shorter intervals.
Restrictions: <ul style="list-style-type: none"> Do not apply more than 21.0 fl oz of LUNA SENSATION per acre per year. Apply using ground, aerial, or chemigation equipment. Regardless of formulation or method of application, do not apply more than 0.446 lbs fluopyram or 0.343 lbs trifloxystrobin per acre per year, including soil and foliar uses. Do not make more than 4 applications per year. Do not apply LUNA SENSATION within 14 days of harvest. To limit the potential for development of disease resistance to these fungicide classes, do not make more than 2 sequential applications of LUNA SENSATION or any Group 7 or Group 11 containing fungicide before rotating with a fungicide from a different Group. Do not use tank mixes with horticultural oils in Pear due to potential for crop injury. Do not apply where spray drift may reach Concord grapes or crop injury may occur. Spray equipment should be rinsed after applying before application of other products to Concord grapes or crop injury may occur. 		

4.0"

4.375"

COPY AREA

3.875"

COPY AREA
3.5"

Fruit, small vine climbing, except fuzzy kiwifruit, subgroup 13-07F		
Amur River Grape; Gooseberry; Grape; Kiwifruit, Hardy; Maypop; Schisandra Berry; cultivars varieties, and/or hybrids of these.		
Note: Do not apply or allow drift to Concord grapes or crop injury may occur. Rinse spray equipment before application of other products to Concord grapes or crop injury may occur.		
Disease Control	Application Rate	Product Instructions
Powdery mildew (<i>Uncinula necator</i>)	4.0 to 7.6 fl oz/acre	Apply at the critical timings for disease control. Refer to University and/or extension guidelines for best application timings. Continue as needed on a 14- to 21-day interval. When disease pressure is severe, use the higher rates and/or shorter intervals.
Botrytis bunch rot / Gray mold (<i>Botrytis cinerea</i>)	5.0 to 7.6 fl oz/acre	Apply at the critical timings for disease control. Refer to University and/or extension guidelines for best application timings. Continue as needed on a 12- to 21-day interval. When disease pressure is severe, use the higher rates and/or shorter intervals.
Phomopsis cane and leaf spot (<i>Phomopsis viticola</i>) Black rot (<i>Guignardia bidwellii</i>)	5.0 to 7.6 fl oz/acre	Apply at the critical timings for disease control. Refer to University and/or extension guidelines for best application timings. Continue as needed on a 14- to 21-day interval. When disease pressure is severe, use the higher rates and/or shorter intervals.
Disease Suppression	Application Rate	Product Instructions
Downy mildew (<i>Plasmopara viticola</i>) Aspergillus rot (<i>Aspergillus</i> spp.)	7.6 fl oz/acre	Apply at the critical timings for disease control. Refer to University and/or extension guidelines for best application timings. Continue as needed on a 14- to 21-day interval. When disease pressure is severe, use the higher rates and/or shorter intervals.

(continued)

4.375"

4.0"

COPY AREA

3.875"

COPY AREA
3.5"

Fruit, small vine climbing, except fuzzy kiwifruit, subgroup 13-07F *(continued)*

Restrictions:

- Do not apply more than 27.1 fl oz of LUNA SENSATION per acre per year.
- Apply using ground, aerial, or chemigation equipment.
- Regardless of formulation or method of application, do not apply more than 0.446 lbs fluopyram or 0.75 lbs trifloxystrobin per acre per year, including soil and foliar uses.
- Do not make more than 6 applications per year.
- Do not apply LUNA SENSATION within 14 days of harvest.
- To limit the potential for development of disease resistance to these fungicide classes, do not make more than 2 sequential applications of LUNA SENSATION or any Group 7 or Group 11 containing fungicide before rotating with a fungicide from a different Group.

Ginseng		
Disease Control	Application Rate	Product Instructions
Powdery mildew <i>(Erysiphe spp.)</i>	7.6 fl oz/acre	Apply at the critical timings for disease control. Refer to University and/or extension guidelines for best application timings. Continue as needed on a 14-day interval.
Alternaria blight <i>(Alternaria panax)</i>		
Botrytis blight <i>(Botrytis cinerea)</i>		
Restrictions:		
<ul style="list-style-type: none"> • Do not apply more than 15.3 fl oz of LUNA SENSATION per acre per year. • Apply using ground, aerial, or chemigation equipment. • Regardless of formulation or method of application, do not apply more than 0.446 lbs fluopyram or 0.375 lbs trifloxystrobin per acre per year, including soil and foliar uses. • Do not apply LUNA SENSATION within 7 days of harvest. • To limit the potential for development of disease resistance to these fungicide classes, do not make more than 2 sequential applications of LUNA SENSATION or any Group 7 or Group 11 containing fungicide before rotating with a fungicide from a different Group. 		

4.0"

4.375"

COPY AREA

3.875"

COPY AREA
3.5"

Herb subgroup 19A		
Angelica; Balm; Basil; Borage; Burnet; Camomile; Catnip; Chervil (Dried); Chive; Chive, Chinese, Clary; Coriander (Leaf); Costmary; Culantro (Leaf); Curry (Leaf); Dillweed; Horehound; Hyssop; Lavender; Lemongrass; Lovage (Leaf); Marigold; Marjoram (Origanum Spp.); Nasturtium; Parsley (Dried); Pennyroyal; Rosemary; Rue; Sage; Savory, Summer And Winter; Sweet Bay; Tansy; Tarragon; Thyme; Wintergreen; Woodruff; And Wormwood.		
Disease Control	Application Rate	Product Instructions
Powdery mildew (<i>Erysiphe graminis</i>)	5.0 to 7.6 fl oz/acre	Apply at the critical timings for disease control. Refer to University and/or extension guidelines for best application timings. Continue as needed on a 7- to 10-day interval. When disease pressure is severe, use the higher rates.
Gray mold (<i>Botrytis cinerea</i>)	7.6 fl oz/acre	Apply at the critical timings for disease control. Refer to University and/or extension guidelines for best application timings. Continue as needed on a 7- to 10-day interval.
Restrictions: <ul style="list-style-type: none"> • Do not apply more than 15.3 fl oz of LUNA SENSATION per acre per year. • Apply using ground, aerial, or chemigation equipment. • Regardless of formulation or method of application, do not apply more than 0.446 lbs fluopyram or 0.25 lbs trifloxystrobin per acre per year, including soil and foliar uses. • Do not apply LUNA SENSATION within 7 days of harvest. • To limit the potential for development of disease resistance to these fungicide classes, do not make more than 2 sequential applications of LUNA SENSATION or any Group 7 or Group 11 containing fungicide before rotating with a fungicide from a different Group. 		

4.0"

4.375"

COPY AREA

3.875"

COPY AREA
3.5"

Hops, dried cones		
Disease Control	Application Rate	Product Instructions
Powdery mildew (<i>Sphaerotheca humuli</i>) (<i>Sphaerotheca macularis</i>)	3.0 to 7.6 fl oz/acre	Apply at the critical timings for disease control. Refer to University and/or extension guidelines for best application timings. Continue as needed on a 14-day interval. Make applications in sufficient water volume (just to the point of runoff). Thorough coverage is needed for disease control. Apply increasing product rate as plant size increases. 3.0 fl oz with 15 - 30 gals/acre 4.0 fl oz with 31 - 60 gals/acre 5.0 fl oz with 61 - 90 gals/acre 6.0 fl oz with 91 - 200 gals/acre
Disease Suppression	Application Rate	Product Instructions
Downy mildew (<i>Pseudoperonospora humuli</i>) Gray mold (<i>Botrytis cinerea</i>)	7.6 fl oz/acre	Apply at the critical timings for disease control. Refer to University and/or extension guidelines for best application timings. Continue as needed on a 14-day interval.
Restrictions: <ul style="list-style-type: none"> Do not apply more than 27.1 fl oz of LUNA SENSATION per acre per year. Regardless of formulation or method of application, do not apply more than 0.446 lbs fluopyram or 0.5 lbs trifloxystrobin per acre per year. Do not make more than 4 applications per year. Do not apply LUNA SENSATION within 14 days of harvest. To limit the potential for development of disease resistance to these fungicide classes, do not make more than 2 sequential applications of LUNA SENSATION or any Group 7 or Group 11 containing fungicide before rotating with a fungicide from a different Group. <p style="text-align: right;">(continued)</p>		

4.0"

4.375"

COPY AREA

3.875"

COPY AREA
3.5"

Hops, dried cones *(continued)*
Restrictions:

- Do not replant treated areas within 30 days of the last application.
- Do not graze cover crops within the area treated.
- Do not harvest cover crops within the area treated for silage and hay.
- Do not apply using aerial application.
- Do not apply using low volume applicators.
- Do not apply through any type of irrigation system.

Leafy greens subgroup 4A (except Watercress)
 Amaranth; Arugula; Chervil; Chrysanthemum, Edible-Leaved; Chrysanthemum, Garland; Corn Salad; Cress, Garden; Cress, Upland; Dandelion; Dock; Endive; Lettuce (head and leaf); Orach; Parsley; Purslane, Garden; Purslane, Winter; Radicchio (Red Chicory); Spinach; Spinach, New Zealand; Spinach, Vine.

Disease Control	Application Rate	Product Instructions
Powdery mildew <i>(Erysiphe cichoracearum)</i>	7.6 fl oz/acre	Apply at the critical timings for disease control. Refer to University and/or extension guidelines for best application timings. Continue as needed on a 14-day interval. When disease pressure is severe, use the higher rates. Can be applied in a band, lettuce (head and leaf) only.
Lettuce drop <i>(Sclerotinia minor)</i> <i>(Sclerotinia sclerotiorum)</i>		
Gray mold ¹ <i>(Botrytis spp.)</i>		
Leaf spot ¹ <i>(Cercospora longissima)</i>		
Alternaria leaf spot <i>(Alternaria spp.)</i>		

(continued)

4.375"

4.0"

COPY AREA

3.875"

COPY AREA

3.5"

Leafy greens subgroup 4A (except Watercress) (continued)		
Disease Suppression	Application Rate	Product Instructions
Rhizoctonia bottom rot (<i>Rhizoctonia solani</i>) Downy mildew ¹ (<i>Bremia spp.</i>)	7.6 fl oz/acre	Apply at the critical timings for disease control. Refer to University and/or extension guidelines for best application timings. Continue as needed on a 14-day interval.
Restrictions: <ul style="list-style-type: none"> Do not apply more than 15.3 fl oz of LUNA SENSATION per acre per year. Apply using ground, aerial, or chemigation equipment. Regardless of formulation or method of application, do not apply more than 0.446 lbs fluopyram or 0.375 lbs trifloxystrobin per acre per year, including soil and foliar uses. Can be applied the day of harvest for broadcast foliar uses, 20 days for banded applications for lettuce (head and leaf) only. To limit the potential for development of disease resistance to these fungicide classes, do not make more than 2 sequential applications of LUNA SENSATION or any Group 7 or Group 11 containing fungicide before rotating with a fungicide from a different Group. 		

4.0"

4.375"

COPY AREA

3.875"

COPY AREA
3.5"

Leaf petioles subgroup 4B		
Cardoon; Celery; Celery, Chinese; Celtuce; Fennel; Florence; Rhubarb; Swiss Chard.		
Disease Control	Application Rate	Product Instructions
Early blight (<i>Cercospora apii</i>) Late blight (<i>Septoria apiicola</i>) Rust (<i>Puccinia</i> spp.) (<i>Uromyces</i> spp.) Powdery mildew (<i>Erysiphe cichoracearum</i>)	4.0 to 5.8 fl oz/acre	Apply at the critical timings for disease control. Refer to University and/or extension guidelines for best application timings. Continue as needed on a 14-day interval. When disease pressure is severe, use the higher rates.
Disease Suppression	Application Rate	Product Instructions
Rhizoctonia bottom rot (<i>Rhizoctonia solani</i>)	5.8 fl oz/acre	Apply at the critical timings for disease control. Refer to University and/or extension guidelines for best application timings. Continue as needed on a 14-day interval.
Restrictions: <ul style="list-style-type: none"> • Do not apply more than 15.3 fl oz of LUNA SENSATION per acre per year. • Can be applied using ground, aerial, or chemigation equipment. • Regardless of formulation or method of application, do not apply more than 0.446 lbs fluopyram or 0.375 lbs trifloxystrobin per acre per year, including soil and foliar uses. • Do not apply LUNA SENSATION within 7 days of harvest. • To limit the potential for development of disease resistance to these fungicide classes, do not make more than 2 sequential applications of LUNA SENSATION or any Group 7 or Group 11 containing fungicide before rotating with a fungicide from a different Group. 		

4.0"

4.375"

COPY AREA

3.875"

COPY AREA

3.5"

Melon subgroup 9A and Squash/cucumber subgroup 9B		
<p>Melon subgroup: Citron Melon; Muskmelon (hybrids and/or cultivars of Cucumis Melo including True Cantaloupe, Cantaloupe, Casaba, Crenshaw Melon, Golden Pershaw Melon, Honeydew Melon, Honey Balls, Mango Melon, Persian Melon, Pineapple Melon, Santa Claus Melon, Snake Melon); Watermelon.</p> <p>Squash/Cucumber subgroup: Chayote (Fruit); Chinese Waxgourd; Cucumber; Gherkin; Gourd, Edible; <i>Momordica</i> spp.; Pumpkin; Squash, Summer; Squash, Winter.</p>		
Disease Control	Application Rate	Product Instructions
Powdery mildew <i>(Sphaerotheca fuliginea / Podosphaera xanthii)</i> <i>(Erysiphe cichoracearum)</i>	4.0 to 7.6 fl oz/acre	Apply at the critical timings for disease control. Refer to University and/or extension guidelines for best application timings. Continue as needed on a 7- to 10-day interval. When disease pressure is severe, use the higher rates and/or shorter intervals.
Botrytis gray mold <i>(Botrytis cinerea)</i> Alternaria leaf spot <i>(Alternaria cucumerina)</i> Anthracnose <i>(Colletotrichum spp.)</i>	7.6 fl oz/acre	Apply at the critical timings for disease control. Refer to University and/or extension guidelines for best application timings. Continue as needed on a 7- to 14-day interval. When disease pressure is severe, use the higher rates and/or shorter intervals.

(continued)

4.0"

4.375"

COPY AREA

3.875"

COPY AREA
3.5"

Melon subgroup 9A and Squash/cucumber subgroup 9B (continued)		
Disease Suppression	Application Rate	Product Instructions
Gummy stem blight (<i>Didymella bryoniae</i>) Belly rot (<i>Rhizoctonia solani</i>)	7.6 fl oz/acre	Apply at the critical timings for disease control. Refer to University and/or extension guidelines for best application timings. Continue as needed on a 7- to 10-day interval. When disease pressure is severe, use the higher rates and/or shorter intervals.
Note: A mild yellowing on leaf margins is sometimes seen following application of LUNA SENSATION in cucurbits. Restrictions: <ul style="list-style-type: none">• Do not apply more than 27.1 fl oz of LUNA SENSATION per acre per year.• Apply using ground, aerial, or chemigation equipment.• Regardless of formulation or method of application, do not apply more than 0.446 lbs fluopyram or 0.5 lbs trifloxystrobin per acre per year, including soil and foliar uses.• Do not make more than 4 applications per year.• Can be applied the day of harvest.• To limit the potential for development of disease resistance to these fungicide classes, do not make more than 2 sequential applications of LUNA SENSATION or any Group 7 or Group 11 containing fungicide before rotating with a fungicide from a different Group.		

4.0"

4.375"

COPY AREA

3.875"

COPY AREA
3.5"

Nut, tree, group 14-12 (See separate use directions for: Almonds, Pecan, and Pistachio)		
African Nut-Tree; Beechnut; Brazil Nut; Brazilian Pine; Bunya; Bur Oak; Butternut; Cajou Nut; Candelnut; Cashew; Chestnut; Chinquapin; Coconut; Coquito Nut; Dika Nut; Ginkgo; Guiana Chestnut; Hazelnut; Heartnut; Hickory Nut; Japanese Horse-Chestnut; Macadamia Nut; Mongongo Nut; Monkey-Pot; Monkey Puzzle Nut; Okari Nut; Pachira Nut; Peach Palm Nut; Pequi; Pili Nut; Pine Nut; Sapucaia Nut; Tropical Almond; Walnut, Black; Walnut, English; Yellowhorn; Cultivars, varieties, and/or hybrids of these.		
Disease Control	Application Rate	Product Instructions
Botryosphaeria panicle and shoot blight (<i>Botryosphaeria dothidea</i>)	5.0 to 7.6 fl oz/acre	Apply at the critical timings for disease control. Refer to University and/or extension guidelines for best application timings. Continue as needed on a 7- to 14-day interval. When disease pressure is severe, use the shorter intervals.
Alternaria late blight (<i>Alternaria alternata</i>)		
Anthrachnose ¹ (<i>Colletotrichum acutatum</i>) (<i>Glomerella cingulata</i>)		
Scab ¹ (<i>Cladosporium carpophilum</i>) (<i>Cladosporium caryigenum</i>)		
Shothole (<i>Wilsonomyces carpophilus</i>)		

(continued)

4.375"

4.0"

COPY AREA

3.875"

COPY AREA

3.5"

Nut, tree, group 14-12 (continued)		
Disease Control	Application Rate	Product Instructions
Eastern filbert blight ¹ (<i>Anisogramma anomala</i>)	7.6 fl oz/acre	Apply at the critical timings for disease control. Refer to University and/or extension guidelines for best application timings. Continue as needed on a 14- to 21-day interval. When disease pressure is severe, use the shorter intervals.
Restrictions: <ul style="list-style-type: none"> • Do not apply more than 15.3 fl oz of LUNA SENSATION per acre per year. • Apply using ground, aerial, or chemigation equipment. • Regardless of formulation or method of application, do not apply more than 0.446 lbs fluopyram or 0.5 lbs trifloxystrobin per acre per year, including soil and foliar uses. • Do not apply LUNA SENSATION within 60 days of harvest. • To limit the potential for development of disease resistance to these fungicide classes, do not make more than 2 sequential applications of LUNA SENSATION or any Group 7 or Group 11 containing fungicide before rotating with a fungicide from a different Group. 		

¹Not for use in CA without a supplemental label.

4.0"

4.375"

COPY AREA

3.875"

COPY AREA

3.5"

Pecan		
Disease Control	Application Rate	Product Instructions
Scab (<i>Cladosporium caryigenum</i>) Anthracnose (<i>Glomerella cingulata</i>) Powdery mildew (<i>Microsphaera</i> spp.)	4.0 to 7.6 fl oz/acre	Apply at the critical timings for disease control. Refer to University and/or extension guidelines for best application timings. Continue as needed on a 14- to 21-day interval. When disease pressure is severe, use the higher rates and/or shorter intervals.
Restrictions: <ul style="list-style-type: none"> • Do not apply more than 27.1 fl oz of LUNA SENSATION per acre per year. • Apply using ground, aerial, or chemigation equipment. • Regardless of formulation or method of application, do not apply more than 0.446 lbs fluopyram or 0.75 lbs trifloxystrobin per acre per year, including soil and foliar uses. • Do not make more than 6 applications per year. • Do not apply LUNA SENSATION after shuck split or within 30 days of harvest. • To limit the potential for development of disease resistance to these fungicide classes, do not make more than 2 sequential applications of LUNA SENSATION or any Group 7 or Group 11 containing fungicide before rotating with a fungicide from a different Group. 		

4.0"

4.375"

COPY AREA

3.875"

COPY AREA
3.5"

Pistachio		
Disease Control	Application Rate	Product Instructions
Botryosphaeria panicle and shoot blight <i>(Botryosphaeria dothidea)</i> Alternaria late blight <i>(Alternaria alternata)</i> Blossom and shoot blight <i>(Botrytis cinerea)</i> Septoria leaf spot <i>(Septoria pistaciarum)</i>	5.0 to 7.6 fl oz/acre	Apply at the critical timings for disease control. Refer to University and/or extension guidelines for best application timings. Continue as needed on a 14- to 21-day interval. When disease pressure is severe, use the higher rates and/or shorter intervals.
Restrictions: <ul style="list-style-type: none"> Do not apply more than 23.0 fl oz of LUNA SENSATION per acre per year. Apply using ground, aerial, or chemigation equipment. Regardless of formulation or method of application, do not apply more than 0.446 lbs fluopyram or 0.375 lbs trifloxystrobin per acre per year, including soil and foliar uses. Do not make more than 4 applications per year. Do not apply LUNA SENSATION within 28 days of harvest. To limit the potential for development of disease resistance to these fungicide classes, do not make more than 2 sequential applications of LUNA SENSATION or any Group 7 or Group 11 containing fungicide before rotating with a fungicide from a different Group. 		

4.0"

4.375"

COPY AREA

3.875"

COPY AREA
3.5"

Tomato subgroup 8-10A and Pepper/eggplant subgroup 8-10B		
<p>Tomato subgroup: Bush Tomato; Cocona; Currant Tomato; Garden Huckleberry; Goji Berry; Groundcherry; Naranjilla; Sunberry; Tomatillo; Tomato; Tree Tomato; cultivars, varieties, and/or hybrids of these.</p> <p>Pepper/Eggplant subgroup: African Eggplant; Bell Pepper; Eggplant; Martynia; Nonbell Pepper; Okra; Pea Eggplant; Pepino; Roselle; Scarlet Eggplant; cultivars, varieties, and/or hybrids of these.</p>		
Disease Control	Application Rate	Product Instructions
Powdery mildew <i>(Oidiopsis taurica / Leveillula taurica)</i> Early blight <i>(Alternaria solani)</i> Septoria leaf spot <i>(Septoria lycopersici)</i>	5.0 to 7.6 fl oz/acre	Apply at the critical timings for disease control. Refer to University and/or extension guidelines for best application timings. Continue as needed on a 7- to 14-day interval. When disease pressure is severe, use the higher rates and/or shorter intervals.
Gray mold <i>(Botrytis cinerea)</i> Gray leaf spot <i>(Stemphylium spp.)</i> Black mold <i>(Alternaria alternata)</i> Target spot <i>(Corynespora cassiicola)</i>	7.6 fl oz/acre	Apply at the critical timings for disease control. Refer to University and/or extension guidelines for best application timings. Continue as needed on a 7- to 14-day interval. When disease pressure is severe, use the shorter intervals.
Disease Suppression	Application Rate	Product Instructions
Anthracnose <i>(Colletotrichum spp.)</i> White Mold ¹ <i>(Sclerotinia spp.)</i> Southern blight ¹ <i>(Sclerotium rolfsii)</i>	7.6 fl oz/acre	Apply at the critical timings for disease control. Refer to University and/or extension guidelines for best application timings. Continue as needed on a 7- to 14-day interval. When disease pressure is severe, use the shorter intervals.

4.0"

4.375"

COPY AREA

3.875"

COPY AREA
3.5"

Restrictions:

- Do not apply more than 27.1 fl oz of LUNA SENSATION per acre per year.
- Apply using ground, aerial, or chemigation equipment.
- Regardless of formulation or method of application, do not apply more than 0.446 lbs fluopyram or 0.5 lbs trifloxystrobin per acre per year, including soil and foliar uses.
- Do not make more than 5 applications per year.
- Do not apply LUNA SENSATION within 3 days of harvest.
- To limit the potential for development of disease resistance to these fungicide classes, do not make more than 2 sequential applications of LUNA SENSATION or any Group 7 or Group 11 containing fungicide before rotating with a fungicide from a different Group.

¹Not for use in CA without a supplemental label.

Vegetable, root, except sugar beet, subgroup 1B
(See separate use directions for Artichoke (globe), Carrot, and Ginseng)

Root vegetables (except sugar beet) subgroup: Beet, Garden; Burdock, Edible; Celeriac; Chervil, Turnip-Rooted; Chicory; Horseradish; Parsley, Turnip-Rooted; Parsnip; Radish; Radish, Oriental; Rutabaga; Salsify; Salsify, Black; Salsify, Spanish; Skirret; Turnip.

Disease Control	Application Rate	Product Instructions
Early blight <i>(Alternaria solani)</i> Powdery mildew <i>(Erysiphe cichoracearum)</i> <i>(Leveillula taurica)</i> <i>(Erysiphe spp.)</i>	5.0 to 5.8 fl oz/acre	Apply at the critical timings for disease control. Refer to University and/or extension guidelines for best application timings. Continue as needed on a 14-day interval. When disease pressure is severe, use the higher rates and/or shorter intervals.
White mold <i>(Sclerotinia sclerotiorum)</i>	5.8 fl oz/acre	Apply at the critical timings for disease control. Refer to University and/or extension guidelines for best application timings. Continue as needed on a 14-day interval. When disease pressure is severe, use the higher rates and/or shorter intervals.

4.375"

4.0"

COPY AREA

3.875"

COPY AREA
3.5"

Vegetable, root, except sugar beet, subgroup 1B (continued)		
Disease Control	Application Rate	Product Instructions
Botrytis leaf spot (<i>Botrytis cinerea</i>) Leaf blight / Leaf spot (<i>Alternaria</i> spp.) (<i>Alternaria raphani</i>) Septoria leaf spot (<i>Septoria</i> spp.)	5.8 fl oz/acre	Apply at the critical timings for disease control. Refer to University and/or extension guidelines for best application timings. Continue as needed on a 14-day interval. When disease pressure is severe, use the higher rates and/or shorter intervals.
Disease Suppression	Application Rate	Product Instructions
Black dot (<i>Colletotrichum coccodes</i>) Silver scurf (<i>Helminthosporium solani</i>) Rust (<i>Puccinia</i> spp.) (<i>Uromyces</i> spp.)	5.8 fl oz/acre	Apply at the critical timings for disease control. Refer to University and/or extension guidelines for best application timings. Continue as needed on a 14-day interval. When disease pressure is severe, use the higher rates and/or shorter intervals.
Restrictions: <ul style="list-style-type: none"> • Do not apply more than 23.0 fl oz of LUNA SENSATION per acre per year. • Apply using ground, aerial, or chemigation equipment. • Regardless of formulation or method of application, do not apply more than 0.446 lbs fluopyram or 0.375 lbs trifloxystrobin per acre per year, including soil and foliar uses. • Do not make more than 4 applications per year. • Do not apply LUNA SENSATION within 7 days of harvest. • To limit the potential for development of disease resistance to these fungicide classes, do not make more than 2 sequential applications of LUNA SENSATION or any Group 7 or Group 11 containing fungicide before rotating with a fungicide from a different Group. • The grazing of livestock in treated areas within 7 days of application is prohibited. 		

4.0"

37

4.375"

COPY AREA

3.875"

STORAGE AND DISPOSAL

Do not contaminate water, food, or feed by storage or disposal.

Pesticide Storage:

Store in original container and keep tightly closed when not in use. Store in a cool dry place. Avoid cross-contamination with other pesticides.

Pesticide Disposal:

Pesticide wastes may be toxic. Improper disposal of unused pesticide, spray mixture, or rinse water is a violation of federal law. If these wastes cannot be disposed of by use according to label instruction, contact your State Pesticide or Environmental Control Agency, or the Hazardous Waste representative at the nearest EPA Regional Office for guidance in proper disposal methods.

Container Handling:

Non-Seed Treatment Products in Non-Refillable Containers

Rigid, Non-refillable containers (equal to or less than 5 gallons)

Non-refillable container. Do not reuse or refill this container. Offer for recycling, if available. Triple rinse or pressure rinse container (or equivalent) promptly after emptying. Triple rinse as follows: Empty the remaining contents into application equipment or a mix tank and drain for 10 seconds after the flow begins to drip. Fill the container 1/4 full with water and recap. Shake for 10 seconds. Pour rinsate into application equipment or a mix tank or store rinsate for later use or disposal. Drain for 10 seconds after the flow begins to drip. Repeat this procedure two more times.

Pressure rinse as follows: Empty the remaining contents into application equipment or a mix tank and continue to drain for 10 seconds after the flow begins to drip. Hold container upside down over application equipment or mix tank or collect rinsate for later use or disposal. Insert pressure rinsing nozzle in the side of the container, and rinse at about 40 PSI for at least 30 seconds. Drain for 10 seconds after the flow begins to drip.

Once container is rinsed, offer for recycling if available or puncture and dispose of in a sanitary landfill.

COPY AREA

3.5"

4.0"

4.375"

COPY AREA

3.875"

IMPORTANT: READ BEFORE USE

Read the entire Directions for Use, Conditions, Disclaimer of Warranties and Limitations of Liability before using this product. If terms are not acceptable, return the unopened product container at once.

By using this product, user or buyer accepts the following Conditions, Disclaimer of Warranties and Limitations of Liability.

CONDITIONS: The directions for use of this product are believed to be adequate and must be followed carefully. However, it is impossible to eliminate all risks associated with the use of this product. Crop injury, ineffectiveness or other unintended consequences may result because of such factors as weather conditions, presence of other materials, or the manner of use or application, all of which are beyond the control of Bayer CropScience. All such risks shall be assumed by the user or buyer.

DISCLAIMER OF WARRANTIES: TO THE EXTENT CONSISTENT WITH APPLICABLE LAW, BAYER CROPSCIENCE MAKES NO OTHER WARRANTIES, EXPRESS OR IMPLIED, OF MERCHANTABILITY OR OF FITNESS FOR A PARTICULAR PURPOSE OR OTHERWISE, THAT EXTEND BEYOND THE STATEMENTS MADE ON THIS LABEL. No agent of Bayer CropScience is authorized to make any warranties beyond those contained herein or to modify the warranties contained herein. TO THE EXTENT CONSISTENT WITH APPLICABLE LAW, BAYER CROPSCIENCE SHALL NOT BE LIABLE FOR SPECIAL, INCIDENTAL OR CONSEQUENTIAL DAMAGES RESULTING FROM THE USE OR HANDLING OF THIS PRODUCT.

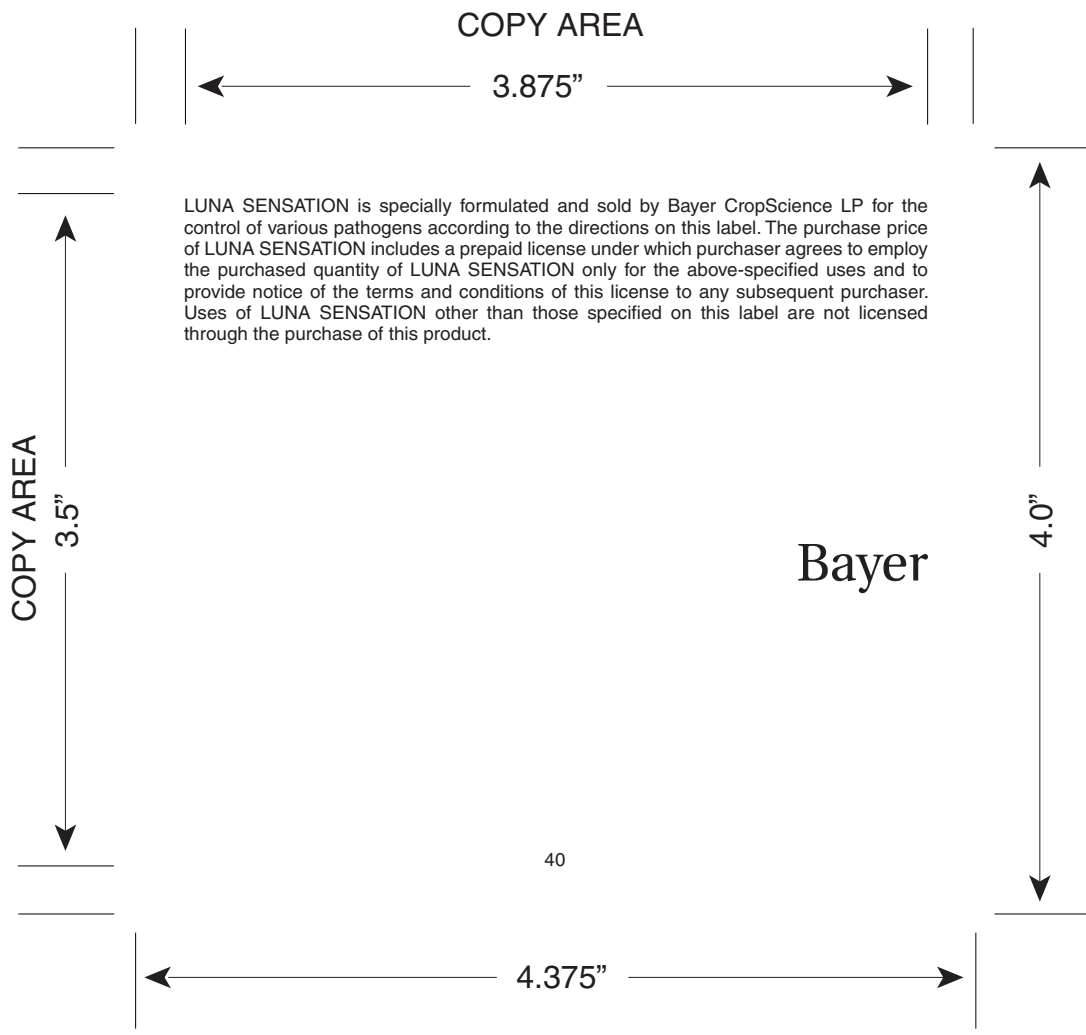
LIMITATIONS OF LIABILITY: TO THE EXTENT CONSISTENT WITH APPLICABLE LAW, THE EXCLUSIVE REMEDY OF THE USER OR BUYER FOR ANY AND ALL LOSSES, INJURIES OR DAMAGES RESULTING FROM THE USE OR HANDLING OF THIS PRODUCT, WHETHER IN CONTRACT, WARRANTY, TORT, NEGLIGENCE, STRICT LIABILITY OR OTHERWISE, SHALL NOT EXCEED THE PURCHASE PRICE PAID, OR AT BAYER CROPSCIENCE'S ELECTION, THE REPLACEMENT OF PRODUCT.

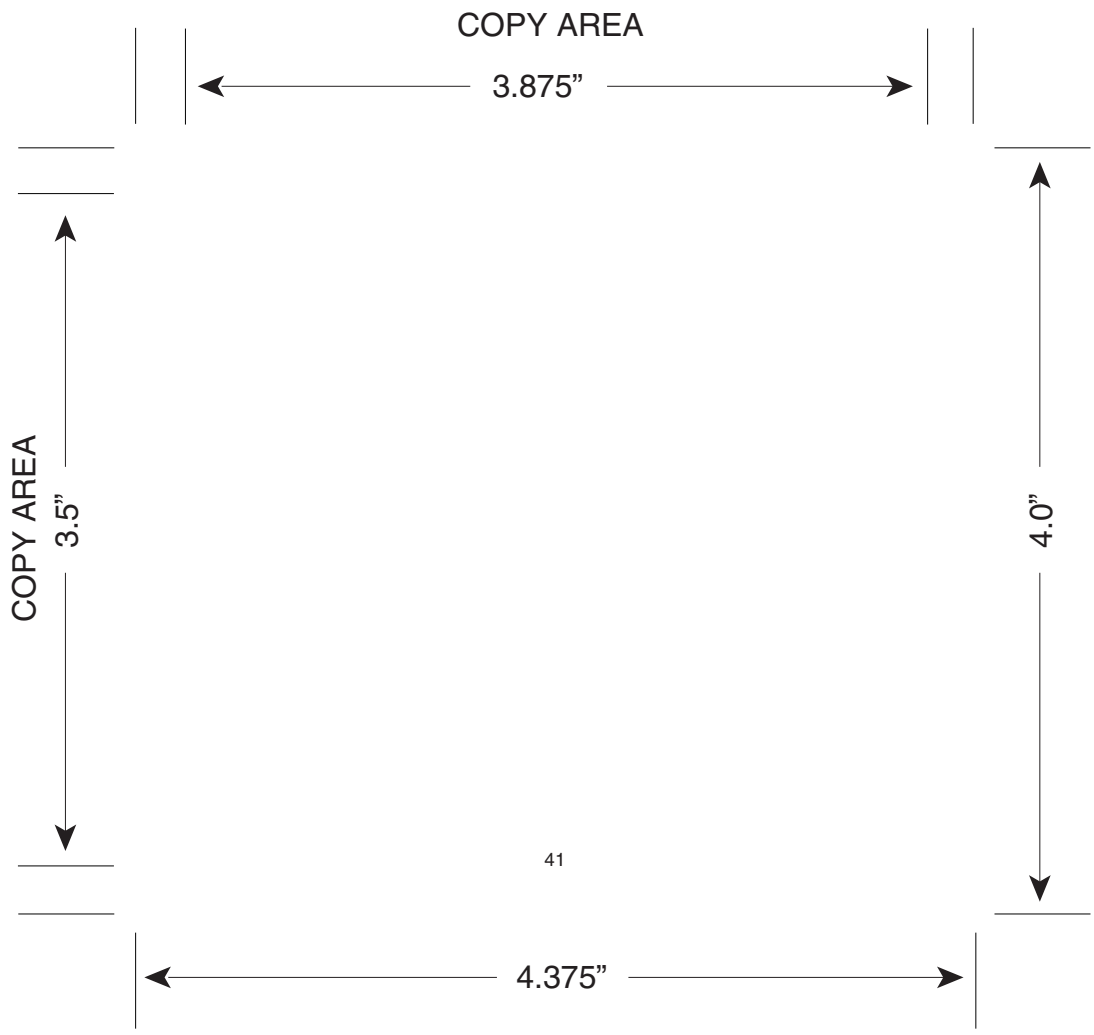
COPY AREA

3.5"

4.0"

4.375"





COPY AREA

3.875"

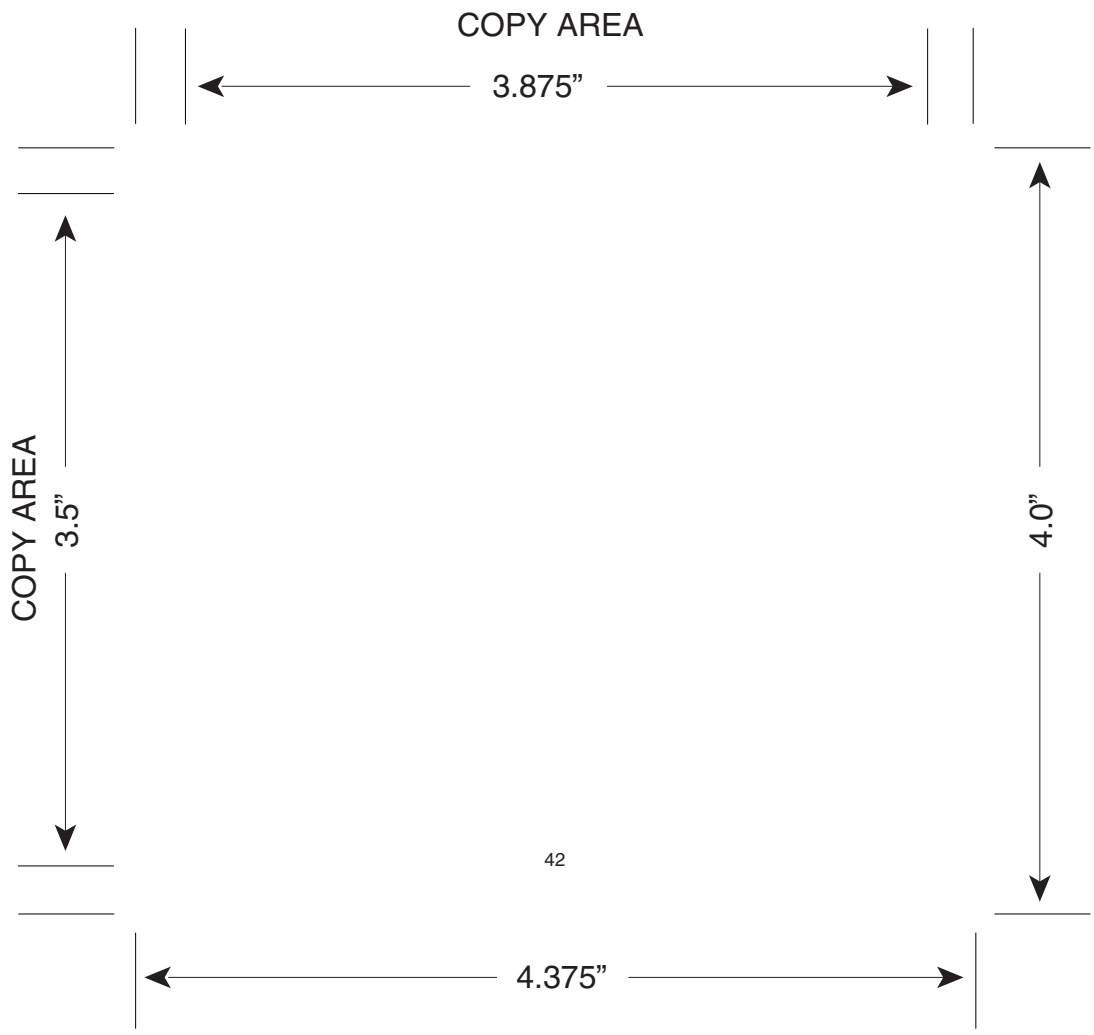
COPY AREA

3.5"

4.0"

41

4.375"



COPY AREA

3.875"

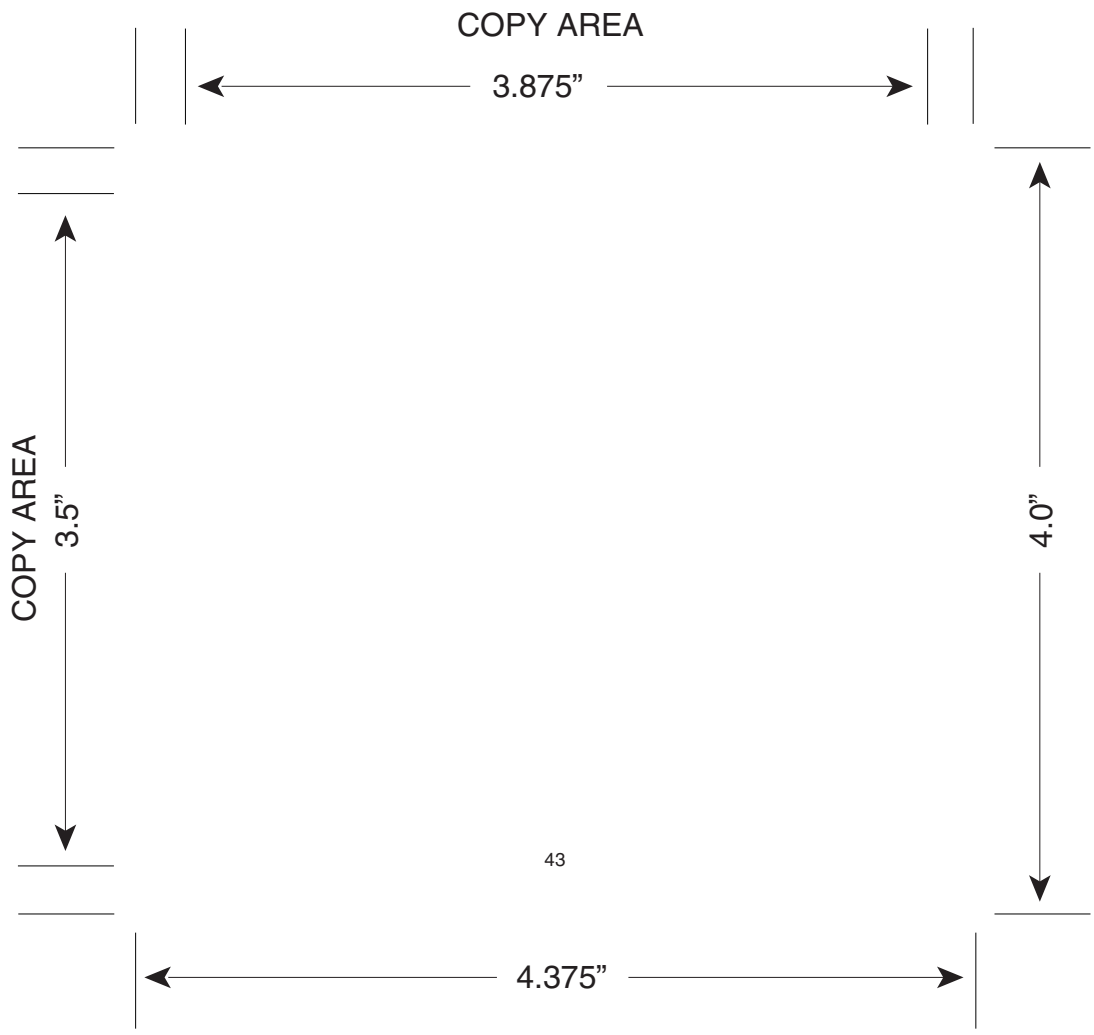
COPY AREA

3.5"

4.0"

42

4.375"



43

BASE LABEL

5.375"

COPY AREA
3.75"

NET CONTENTS: 1 GALLON



LUNA® SENSATION

GROUP 7 (M) FUNGICIDE

Broad spectrum fungicide for control of plant diseases.

Almond; Artichoke, globe; Berry, low growing, except cranberry, subgroup 13-07G; Brassica, head and stem, subgroup 5A; Brassica, leafy greens, subgroup 5B; Carrot; Cherry subgroup 12-12A; Dill Seed; Fruit, citrus, group 10-10; Fruit, pome, group 11-10; Fruit, small vine climbing, except fuzzy kiwifruit, subgroup 13-07F; Ginseng; Herb subgroup 19A; Hops, dried cones; Leafy greens subgroup 4A (except Watercress); Leaf petioles subgroup 4B; Melon subgroup 9A; Nut, tree, group 14-12; Peach subgroup 12-12B; Pecan; Pepper/eggplant subgroup 8-10B; Pistachio; Plum subgroup 12-12C; Squash/Cucumber subgroup 9B; Tomato subgroup 8-10A; Vegetable, root, except sugar beet, subgroup 1B.

ACTIVE INGREDIENT: FLUOPYRAM*	21.4%
TRIFLOXYSTROBIN*	21.4%
OTHER INGREDIENTS:	57.2%
Contains 2.10 lbs FLUOPYRAM and 2.10 lbs TRIFLOXYSTROBIN per gallon	TOTAL: 100.0%

*CAS Numbers 658066-35-4 and 141517-21-7

EPA Reg. No. 264-1090

SUSPENSION CONCENTRATE

KEEP OUT OF REACH OF CHILDREN
CAUTION

See additional precautionary statements and directions for use on label.
FIRST AID

IF SWALLOWED: • Call a poison control center or doctor immediately for treatment advice. • Do not induce vomiting unless told to do so by a poison control center or doctor. • Have person sip a glass of water if able to swallow. • Do not give anything by mouth to an unconscious person.

IF ON SKIN: • Take off contaminated clothing. • Rinse skin immediately with plenty of water for 15-20 minutes. • Call a poison control center or doctor for treatment advice.

IF INHALED: • Move person to fresh air. • If person is not breathing, call 911 or an ambulance, and then give artificial respiration, preferably mouth-to-mouth if possible. • Call a poison control center or doctor for further treatment advice.

For MEDICAL Emergencies Call 24 Hours A Day 1-800-334-7577.

In case of emergency call toll free the Bayer CropScience Emergency Response Telephone No. 1-800-334-7577. Have a product container or label with you when calling a poison control center or doctor, or going for treatment.

NOTE TO PHYSICIAN: Treat Symptomatically.

For PRODUCT USE Information Call 1-866-99BAYER (1-866-992-2937)

PRECAUTIONARY STATEMENTS
HAZARDS TO HUMANS AND DOMESTIC ANIMALS
CAUTION

Harmful if swallowed, absorbed through skin or inhaled. Avoid contact with skin, eyes, or clothing. Avoid breathing vapor or spray mist. Wash thoroughly with soap and water after handling and before eating, drinking, chewing gum, or using tobacco. Remove and wash contaminated clothing before reuse.

STORAGE AND DISPOSAL

Do not contaminate water, food, or feed by storage or disposal.

Pesticide Storage: Store in original container and keep tightly closed when not in use. Store in a cool dry place. Avoid cross-contamination with other pesticides.

Pesticide Disposal: Pesticide wastes may be toxic. Improper disposal of unused pesticide, spray mixture, or rinse water is a violation of federal law. If these wastes cannot be disposed of by use according to label instruction, contact your State Pesticide or Environmental Control Agency, or the Hazardous Waste representative at the nearest EPA Regional Office for guidance in proper disposal methods.

Container Handling:

Non-Seed Treatment Products in Non-Refillable Containers

Rigid, Non-refillable containers (equal to or less than 5 gallons) Non-refillable container. Do not reuse or refill this container. Offer for recycling, if available. Triple rinse or pressure rinse container (or equivalent) promptly after emptying. Triple rinse as follows: Empty the remaining contents into application equipment or a mix tank and drain for 10 seconds after the flow begins to drip. Fill the container 1/4 full with water and recap. Shake for 10 seconds. Pour rinsate into application equipment or a mix tank or store rinsate for later use or disposal. Drain for 10 seconds after the flow begins to drip. Repeat this procedure two more times.

Pressure rinse as follows: Empty the remaining contents into application equipment or a mix tank and continue to drain for 10 seconds after the flow begins to drip. Hold container upside down over application equipment or mix tank or collect rinsate for later use or disposal. Insert pressure rinsing nozzle in the side of the container, and rinse at about 40 PSI for at least 30 seconds. Drain for 10 seconds after the flow begins to drip.

Once container is rinsed, offer for recycling if available or puncture and dispose of in a sanitary landfill.

Bayer CropScience LP
P.O. Box 12014, 2 T.W. Alexander Drive
Research Triangle Park, North Carolina 27709
LUNA is a registered trademark of Bayer.
©2017 Bayer CropScience

US85409654C 170324C 08/17

4.0"

0.8125"

4.0"
COPY AREA

.5625"