



## Governor G™

- Reduce mowing by up to half
- Reduce clipping volume by up to half
- For use on warm and cool season turf including bentgrass putting greens



**PRODUCT CODE** ASPGR34.1

**DESCRIPTION** 0.15% Governor G

**PRODUCT SIZE** SGN 75

**N SOURCE** N/A

**APPLICATION** Bentgrass Greens: 0.77 – 1.07 lbs. of product/M  
Cool Season Turf: 5.2 – 6.7 lbs. of product/M  
Warm Season Turf: 1.7 – 5.2 lbs. of product/M

**PRODUCT USES** Golf courses including bentgrass greens, sports turf, home lawns and other turf areas

**PACKAGING** 34 lb. bags x 45 per pallet

For more information, contact your local authorized distributor of The Andersons products

Visit our website: [www.andersonsplantnutrient.com](http://www.andersonsplantnutrient.com)

or contact us at **800-253-5296**



# Governor™ G

- Reduce mowing by up to half
- Reduce clipping volume by up to half

**ACTIVE INGREDIENT:**

Trinexapac-ethyl (CAS No. 95266-40-3).....	0.15%
<b>OTHER INGREDIENTS:</b> .....	99.85%
Total .....	100.00%

EPA Reg. No. 9198-245  
 EPA Est. No. 9198-OH-1M, 9198-OH-2B, 9198-AL-001A  
 Underlined letter is first letter used in run code on bag.

## KEEP OUT OF REACH OF CHILDREN CAUTION

### FIRST AID

**If in eyes:** Hold eye open and rinse slowly and gently with water for 15-20 minutes. Remove contact lenses, if present, after the first 5 minutes, then continue rinsing eye. Call a poison control center or doctor for treatment advice.

**If on skin or clothing:** Take off contaminated clothing. Rinse skin immediately with plenty of water for 15-20 minutes. Call a poison control center or doctor for treatment advice.

**If swallowed:** Call a poison control center or doctor for treatment advice. Have person sip a glass of water if able to swallow. Do not induce vomiting unless told to by a poison control center or doctor. Do not give anything by mouth to an unconscious person.

**If inhaled:** Move person to fresh air. If person is not breathing, call 911 or an ambulance, then give artificial respiration, preferably mouth-to-mouth, if possible. Call a poison control center or doctor for treatment advice.

Have the product container or label with you when calling a poison control center or doctor or going for treatment. You may also contact 1-800-757-8951 for emergency medical treatment information.

### PRECAUTIONARY STATEMENTS

#### Hazards to Humans and Domestic Animals

Causes moderate eye irritation. Avoid contact with eyes or clothing. Wear protective eyewear. Wash thoroughly with soap and water after handling and before eating, drinking, chewing gum, or using tobacco.

#### Environmental Hazards

Runoff may be hazardous to aquatic organisms in neighboring areas. To protect the environment, do not allow pesticide to enter or run off into storm drains, drainage ditches, gutters or surface waters. Applying this product in calm weather when rain is not predicted for the next 24 hours will help to ensure that wind or rain does not blow or wash pesticide off the treatment area. Sweeping any product that lands on a driveway, sidewalk, or street, back onto the treated area of the lawn or garden will help prevent run off to water bodies or drainage systems.

### DIRECTIONS FOR USE

It is a violation of federal law to use this product in a manner inconsistent with its labeling. Read entire label before using this product. **FAILURE TO FOLLOW THE DIRECTIONS FOR USE AND PRECAUTIONS ON THIS LABEL MAY RESULT IN UNEVEN GROWTH REDUCTION OR SEVERELY STUNTED TURF.**

For use on home lawns, sports turf and other turf areas.

Governor™ G is a product that allows the user to reduce lawn-mowing by half for a period of about four weeks. The amount of product needed depends on the region and grass type. See the use rate charts below.

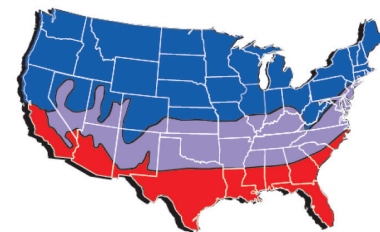
### HOW TO USE

#### For best results:

Multiple applications should be made throughout the growing season, but do not exceed a total of 38.25 lbs. per 1,000 sq. ft. (2.5 lb. a.i./A) per year. Make subsequent applications every 4 weeks during the growing period for your zone. Do not water Governor™ G in, and avoid application just before a rainfall. Be sure the lawn has adequate fertility when this product is applied. Avoid excessive traffic on the treated area for 24 hours following application.

Use the Turf Types map below to determine whether your grass is Cool Season or Warm Season. Follow the directions for your specific grass type.

### Turf Types



**Blue Zone** = Cool Season Turf, use Cool Season Rates chart

**Purple Zone** = Warm or Cool Season Turf (Transition Zone)  
 If your lawn typically turns straw brown in the winter, use the Warm Season Rates chart. If your lawn typically retains a green tint all winter, use the Cool Season Rates chart. Note that some lawns may contain areas of each type.

**Red Zone** = Warm Season Turf, use Warm Season Rates chart

### Overall lawn treatment

#### How to apply

Apply product evenly, using a properly calibrated granular fertilizer spreader which will uniformly distribute the product over the target area. Avoid skips as uneven growth or temporary grass discoloration may occur.

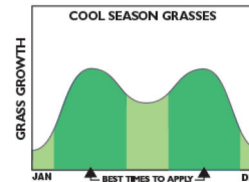
#### Expected results

Growth control begins about 3-5 days after the first application.

### Cool Season Turf

#### When to Apply

The best time to apply is in the Spring, beginning mid-April through early May, or when daily highs begin to approach or exceed 60°F for several consecutive days. Apply when lawn is actively growing and temperatures are at least in the 50's F. Discontinue use before the onset of hot weather when the grass growth rate normally slows down on its own, or when daily highs exceed 75°F for several consecutive days.



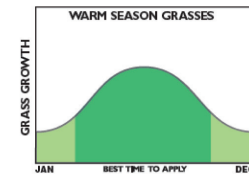
#### How Much to Apply:

Turf Type	Lbs. product per 1,000 sq. ft.
Bentgrass Greens	0.77 – 1.07
Kentucky Bluegrass Fine (Red) Fescue Turf Type Tall Fescues Bluegrass/Fescue/Ryegrass Mixtures Bentgrass (cut at 0.5 inch or higher)	5.2
Kentucky-31 Tall Fescue Perennial Ryegrass	6.7

### Warm Season Turf

#### When to apply

The best time to apply is Spring through Fall, beginning about one month after grass turns green or after second mowing. Discontinue use with the onset of cooler weather in the Fall, or about one month before turf begins to go dormant. Warm-Season grasses slow their growth rate when daily temperature highs fall below 80°F for several consecutive days.



#### How Much to Apply:

Turf Type	Lbs. product per 1,000 sq. ft.
Tifdwarf & other Hybrid grasses Zoysiagrass	1.7
Tifway Bermudagrass St. Augustine (best when applied to wet turf) Bahagrass	2.6
Centipedegrass	4.0
Turf Type Tall Fescues Common Bermudagrass	5.2

### USE PRECAUTIONS

Avoid applying when grass is under stress or enters dormancy from heat or drought to prevent yellowing. If temporary discoloration is a concern, text on a small area before applying to entire lawn. If any temporary objectionable discoloration occurs, usually lasting only one or two weeks, the product will need to be used at a reduced rate.

This product provides more suppression when turfgrasses are mowed at lower mowing heights. Raise the mowing height when turf undergoes stress or enters dormancy due to heat or drought.

This product's use rates may need to be reduced up to 50% for turfgrass grown under conditions of low fertility, compaction, or other factors such as drought, which stress the turf.

Minimize applications into adjacent areas, such as gardens and flower beds.

### USE RESTRICTIONS

- Do not mow 24 hours after applying to avoid removing product from the lawn.
- Do not mow 4 hours before applying to avoid potential turfgrass injury.
- Do not apply this product to grasses not listed on the label.
- Do not graze treated areas or feed clippings to livestock.
- Do not *sca/p* the lawn and do not remove more than about 1/3 of the leaf height.

### FERTILIZATION

Use of this product reduces your lawn's nutritional needs by up to 30%.

### SUGGESTED SPREADER SETTINGS

SUGGESTED SPREADER SETTINGS						
<i>These suggested spreader settings are not intended to replace calibration. Please calibrate your spreader before applying product.</i>						
34 lbs. covers 20,000 sq. ft. at the 74 lbs. product/acre - LIGHT RATE (1.7 lbs/1,000 sq. ft. rate)						
34 lbs. covers 13,000 sq. ft. at the 113 lbs. product/acre - LOW RATE (2.6 lbs/1,000 sq. ft. rate)						
34 lbs. covers 8,500 sq. ft. at the 1740 lbs. product/acre - MEDIUM RATE (4.0 lbs/1,000 sq. ft. rate)						
32 lbs. covers 6,500 sq. ft. at the 226 lbs. product/acre - HIGH RATE (5.2 lbs/1,000 sq. ft. rate)						
SPREADER	GROUND SPEED	WIDTH OF COVERAGE	LIGHT RATE 0.11 lbs. ai/A	LOW RATE 0.17 lbs. ai/A	MEDIUM RATE 0.26 lbs. ai/A	HIGH RATE 0.34 lbs. ai/A
Andersons Model 2000 / AccuPro 2000 (cone 9); Andersons 2000 SR / SR-2000 (cone 9)	3 mph	9 feet	H 3/4	I 1/2	K 1/2	L 1/2
Andersons LCO-1000	3 mph	9 feet	H 3/4	I 1/2	K 1/2	L 1/2
Andersons SSD / SS-2 Drop	3 mph	overlap wheels	2 1/2	3	3 1/2	4 1/4
Scotts R-8, R-8A (cone 9)	3 mph	9 feet	G 3/4	H 1/2	J	K 1/4
Lesco 020093 (pattern 0.0)	3 mph	6 feet	B 1/2	C 1/2	D 1/2	E
Lesco 705698 (pattern 0.0)	3 mph	6 feet	7	9	11	12

**Broadcast spreaders:** For best results, apply in a circular path starting on the outside and working toward the center. Follow swath width recommendation for your spreader.

**Drop Spreaders:** First, apply 2 border strips along the edge of each end of the lawn. Then apply product along the length of the lawn, overlapping slightly and shutting off the spreader before turning as you reach the edge of the border strips.

**Important:** The directions for use on this quality lawn care product must be followed carefully. Measure the size of the area to be treated and do not over or under apply. Spreader settings are approximate. Differences may occur due to condition of spreader, speed at which applied, and roughness of area treated. Calibrate spreader prior to use according to the manufacturer's directions. Check frequently to be sure equipment is working properly and distributing uniformly. Close spreader when filling, stopping or turning. Do not hand spread. Fill spreader over a hard surface. Promptly clean-up any spills.

### STORAGE AND DISPOSAL

Do not contaminate water, food, or feed by storage and disposal.

**Pesticide Storage:** Store in a cool, dry place. Keep container closed and away from food, feedstuffs, and domestic water supplies.

**Container Disposal: If empty:** Nonrefillable container. Do not reuse or refill this container. Offer for recycling, if available.

**If partly filled:** Call your local solid waste agency for disposal instructions. Never place unused product down any indoor or outdoor drain.

#### Important: Read Before Use:

Read the entire Directions for Use and the Warranty Disclaimer and Limitation of Liability before using this product. If terms are not acceptable, return the unopened product container at once. By using this product, user or Buyer accepts the following Warranty Disclaimer and Limitation of Liability:

#### WARRANTY DISCLAIMER and LIMITATION of LIABILITY:

Manufacturer warrants that this product conforms to the chemical description on the label and is reasonably fit for the purposes stated on the label when used in strict accordance with the directions. Manufacturer makes NO OTHER EXPRESS OR IMPLIED WARRANTY OF MERCHANTABILITY OR FITNESS FOR A PARTICULAR PURPOSE. To the extent consistent with applicable law, it is Manufacturer's intent to LIMIT ANY LIABILITY FOR SPECIAL, CONSEQUENTIAL OR INCIDENTAL ECONOMIC DAMAGES to refund of purchase price or replacement of product, at Buyer's choice. To the extent consistent with applicable law, Manufacturer DISCLAIMS ANY LIABILITY FOR COMPENSATORY OR OTHER DAMAGES ARISING OUT OF ANY USE CONTRARY TO LABEL DIRECTIONS. Use contrary to label directions is not permitted.

#### LEGAL RIGHTS:

THIS LIMITED WARRANTY GIVES YOU SPECIFIC LEGAL RIGHTS; YOU MAY HAVE OTHER RIGHTS THAT VARY FROM STATE/JURISDICTION TO STATE/JURISDICTION.

Product of U.S.A.

Manufactured by:  
 The Andersons, Inc.,  
 PO Box 119, Maumee, OH 43537  
 www.andersonsplantnutrient.com

Governor is a trademark of The Andersons, Inc.

## SGN 75 Net Weight 34 pounds (15.42 kg)



# ASPGR34.1