

STOP Read entire label before use.

DIRECTIONS FOR USE

It is a violation of Federal law to use this product in a manner inconsistent with its labeling. Apply this product only as specified on this label.

TO USE THIS PRODUCT CORRECTLY

DO NOT USE MORE THAN ONE FOGGER PER ROOM.

DO NOT use in small, enclosed spaces such as closets and cabinets or under counters or tables. Use of a fogger in an enclosed space may cause the product to explode, resulting in injury to people or damage to property. DO NOT use in a room 5 ft x 5 ft or smaller. Instead, allow fog to enter from other rooms.

Turn off ALL ignition sources such as pilot lights (shut off gas valves), other open flames and running electrical appliances that cycle off and on (i.e., refrigerators, thermostats, etc.). Call your gas utility or management company if you need assistance with your pilot lights. Apply this product only as specified on this label.

General Precautions and Restrictions

Do not apply this product in a way that will contact any person or pet, either directly or through drift. Keep people and pets out of the area during treatment. Do not allow adults, children or pets to enter the treated area until vapors, mists and aerosols have dispersed and the treated area has been thoroughly ventilated. Cover any water inhabited by fish (such as aquariums and ornamental fish ponds) during treatment, and turn aquarium systems off. All food-preparation surfaces and utensils should be covered during treatment or thoroughly washed before use. Exposed food should be covered or removed. Do not use in greenhouses where plants are grown for food. Exit area immediately and remain outside the treated area until the area is thoroughly ventilated and until aerosols, vapors or mists have dispersed.

Wait two hours after application, then open windows, vents and doors for two hours. If an odor is detected, additional ventilation is required.

Does not control bed bugs.

BEFORE YOU FOG • 1. OPEN cabinets, cupboards, drawers, closets and doors in areas to be treated. 2. REMOVE or cover exposed foods, dishes, utensils, food-processing equipment and surfaces. REMOVE pets and birds and COVER and turn off air flow systems in aquariums. REMOVE or COVER children's and pet toys. COVER waxed wood floors and waxed wood furniture in the immediate area surrounding the fogger (newspaper may be used). 3. CLOSE outside doors and windows. SHUT OFF fans and air conditioners and temporarily disconnect smoke alarms. 4. TURN OFF ALL FLAMES, PILOT LIGHTS, IGNITION SOURCES and running electrical appliances that cycle off and on. Call your gas utility or management company if you need assistance. 5. DO NOT use fogger in a cabinet or under a counter or table.

TO START FOGGING • 1. Place a chair, table or stand in the center of the room to be fogged. Cover with several layers of newspaper or paper towels. SHAKE WELL BEFORE USING. Tilt sprayer AWAY from face (fogger sprays up). 2. Press valve all the way down, hooking the catch. Do not inhale the spray mist. Set fogger on newspapers or paper towels and leave the premises immediately. 3. Close door(s) and hang "Fogger in Use" tag on doorknob. KEEP TREATED AREA CLOSED AND DO NOT RE-ENTER FOR AT LEAST TWO HOURS. Keeping treated area sealed for a longer period will enhance fogger performance. Vacate the treated house, individual apartment unit or other structure immediately.

AFTER FOGGING • AIRING OUT: BEFORE REOCCUPYING THE AREA, OPEN ALL DOORS AND WINDOWS, TURN ON AIR CONDITIONER AND FANS AND ALLOW TREATED AREA TO AIR OUT FOR TWO HOURS. Turn on smoke alarms and aquariums. NOTE: When treating for fleas or ticks, clean and treat pet sleeping areas. Also treat dogs and cats with a flea and tick control product registered for use on pets before allowing them to re-enter the treated areas.

STORAGE AND DISPOSAL

Storage: Store in cool, dry area away from heat or open flame. Do Not Puncture or Incinerate! **Disposal:** If empty: Place in trash or offer for recycling if available.

If partly filled: Call your local solid waste agency for disposal instructions.

PRECAUTIONARY STATEMENTS

Hazards to Humans and Domestic Animals

CAUTION. Avoid contact with eyes, skin and clothing. Wash thoroughly with soap and water after handling and before eating, drinking, chewing gum or using tobacco. Remove contaminated clothing and wash before reuse. Breathing spray mist may be harmful.

First Aid • **If on Skin or Clothing:** Take off contaminated clothing. Rinse skin immediately with plenty of water for 15-20 minutes. Call a Poison Control Center or doctor for treatment advice.

If Swallowed: Call a Poison Control Center or doctor immediately for treatment advice. Do not give any liquid to the person. Do not induce vomiting unless told to do so by a Poison Control Center or doctor. Do not give anything by mouth to an unconscious person.

Hotline Number: Have the product container or label with you when calling a Poison Control Center or doctor, or going for treatment. You may also contact 1-800-917-5426 for emergency medical information.

Note to Physician: Contains petroleum distillates — vomiting may cause aspiration pneumonia.

Physical or Chemical Hazards

This product contains a highly flammable ingredient. It may cause a fire or explosion if not used properly. Follow the "Directions for Use" on this can very carefully. Contents under pressure. Do not use near heat or open flame. Do not puncture or incinerate. Exposure to temperatures above 130°F may cause bursting.

NOTICE: To the extent consistent with applicable law, buyer assumes all responsibility for safety and use not in accordance with directions.

Questions or Comments? Call 1-800-917-5426.

Made for True Value®

Chicago, IL 60631-3505

Retailer Owned

SATISFACTION GUARANTEED: If for any reason you are not completely satisfied by the performance or results of this Green Thumb® product, it will be replaced free of charge. Simply provide proof of purchase and return the product and/or unused portion to the place of purchase.

Distributed by Chemisico, Division of United Industries Corporation

PO Box 142642, St. Louis, MO 63114-0642

EPA Reg. No. 9688-249

3657-WT-2 (U), 58996-MO-1 (AE), 11623-GA-1 (CK), 11623-GA-3 (CN)

Circled letter is first letter of lot number. 11-11509

© 2012 UIC

Green Thumb® is a trademark of True Value®.



**Highly
Flammable
Ingredient
Ingrédients
Altamente
Inflammable**



Federal regulations
prohibit CFC propellants
in aerosols.

green thumb® 122378

home insect fogger⁴



One can treats
2,000 cu ft
of unobstructed
area
(approximately
15.5 ft x 16 ft x
8 ft ceiling)



**For Indoor
household/residential use only.**

Active Ingredient:

Cypermethrin 0.515%

Other Ingredients..... 99.485%

KEEP OUT OF REACH OF CHILDREN

CAUTION See back for additional
precautionary statements.

Net Wt 2 oz (56 g)

green thumb®

home insect fogger₄



STORAGE AND DISPOSAL

Storage: Store in cool, dry area away from heat or open flame. Do Not Puncture or Incinerate! **Disposal:** If empty: Place in trash or offer for recycling if available.

If partly filled: Call your local solid waste agency for disposal instructions.

PRECAUTIONARY STATEMENTS

Hazards to Humans and Domestic Animals

CAUTION. Avoid contact with eyes, skin and clothing. Wash thoroughly with soap and water after handling and before eating, drinking, chewing gum or using tobacco. Remove contaminated clothing and wash before reuse. Breathing spray mist may be harmful.

First Aid

If on Skin or Clothing: Take off contaminated clothing. Rinse skin immediately with plenty of water for 15-20 minutes. Call a Poison Control Center or doctor for treatment advice.

If Swallowed: Call a Poison Control Center or doctor immediately for treatment advice. Do not give any liquid to the person. Do not induce vomiting unless told to do so by a Poison Control Center or doctor. Do not give anything by mouth to an unconscious person.

Hotline Number: Have the product container or label with you when calling a Poison Control Center or doctor, or going for treatment. You may also contact 1-800-917-5426 for emergency medical information.

Note to Physician: Contains petroleum distillates — vomiting may cause aspiration pneumonia.

Physical or Chemical Hazards

This product contains a highly flammable ingredient. It may cause a fire or explosion if not used properly. Follow the "Directions for Use" on this box very carefully. Contents under pressure. Do not use near heat or open flame. Do not puncture or incinerate. Exposure to temperatures above 130°F may cause bursting.



**Highly
Flammable
Ingredient**

**Ingrediente
Altamente
Inflamable**

green thumb®

home insect fogger₄

3 cans inside

One Can Treats 2,000 cu ft of Unobstructed Area



green thumb®

home insect fogger₄

122378



3 cans inside

Kills on contact

Unscented

Kills roaches, ants*, fleas, spiders and other listed insects

One can treats 2,000^{cu} ft of unobstructed area (approximately 15.5 ft x 16 ft x 8 ft ceiling)

*Excluding Red Imported Fire Ants, Pharaoh Ants and Harvester Ants.



For Indoor household/residential use only.

Active Ingredient:

Cypermethrin 0.515%
Other Ingredients..... 99.485%

Contains 3 - 2 oz Foggers
Total Net Wt 6 oz (170 g)

KEEP OUT OF REACH OF CHILDREN
CAUTION

See side panel for additional precautionary statements.

NOTICE: To the extent consistent with applicable law, buyer assumes all responsibility for safety and use not in accordance with directions.

Questions or Comments? Call 1-800-917-5426.

Made for True Value®
Chicago, IL 60631-3505
Retailer Owned

Distributed by Chemisco, Division of United Industries Corporation
PO Box 142642, St. Louis, MO 63114-0642
EPA Reg. No. 9688-249

3657-WI-2 (U), 58996-MO-1 (E), 11623-GA-1 (C), 11623-GA-3 (N)
Circled letter is first letter of lot number. 16-10561 © 2012 UIC

Green Thumb® is a trademark of True Value®. The Water-Based design is a trademark of UIC.



Federal regulations prohibit CFC propellants in aerosols.

PROOF OF PURCHASE

FPO

0 52088 00260 5

green thumb®

home insect fogger₄



KILLS:

- Ants*
- Black Carpet Beetles
- Brown Dog Ticks
- Crickets
- Earwigs
- Firebrats
- Fleas
- Palmetto Bugs
- Pillbugs
- Rice Weevils
- Roaches
- Saw Tooth Grain Beetles
- Silverfish
- Spiders
- Waterbugs

Does not control Bed Bugs.

*Excluding Red Imported Fire Ants, Pharaoh Ants and Harvester Ants.

FOR USE IN:

- Apartments
- Attics
- Basements
- Cabins
- Garages
- Homes
- Pet Sleeping Areas

When used as directed, this product will not harm drapes, upholstery fabrics, carpeting, bedspreads, clothing, linens, furniture, walls, floor tiles, ceilings, shades or blinds.



SATISFACTION GUARANTEED

If for any reason you are not completely satisfied by the performance or results of this Green Thumb® product, it will be replaced free of charge. Simply provide proof of purchase and return the product and/or unused portion to the place of purchase.

DIRECTIONS FOR USE

It is a violation of Federal law to use this product in a manner inconsistent with its labeling. Apply this product only as specified on this label.

TO USE THIS PRODUCT CORRECTLY

DO NOT USE MORE THAN ONE FOGGER PER ROOM. DO NOT use in small, enclosed spaces such as closets and cabinets or under counters or tables. Use of a fogger in an enclosed space may cause the product to explode, resulting in injury to people or damage to property. DO NOT use in a room 5 ft x 5 ft or smaller. Instead, allow fog to enter from other rooms.

Turn off ALL ignition sources such as pilot lights (shut off gas valves), other open flames and running electrical appliances that cycle off and on (i.e., refrigerators, thermostats, etc.). Call your gas utility or management company if you need assistance with your pilot lights. Apply this product only as specified on this label.



General Precautions and Restrictions

Do not apply this product in a way that will contact any person or pet, either directly or through drift. Keep people and pets out of the area during treatment. Do not allow adults, children or pets to enter the treated area until vapors, mists and aerosols have dispersed and the treated area has been thoroughly ventilated. Cover any water inhabited by fish (such as aquariums and

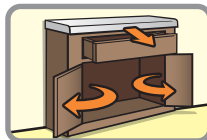
ornamental fish ponds) during treatment, and turn aquarium systems off. All food-preparation surfaces and utensils should be covered during treatment or thoroughly washed before use. Exposed food should be covered or removed. Do not use in greenhouses where plants are grown for food. Exit area immediately and remain outside the treated area until the area is thoroughly ventilated and

until aerosols, vapors or mists have dispersed.

Wait two hours after application, then open windows, vents and doors for two hours. If an odor is detected, additional ventilation is required.

Does not control bed bugs.

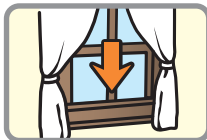
BEFORE YOU FOG



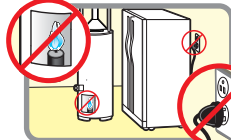
1. OPEN cabinets, cupboards, drawers, closets and doors in areas to be treated.



2. **REMOVE** or cover exposed foods, dishes, utensils, food-processing equipment and surfaces. **REMOVE** pets and birds and **COVER** and turn off air flow systems in aquariums. **REMOVE** or **COVER** children's and pet toys. **COVER** waxed wood floors and waxed wood furniture in the immediate area surrounding the fogger (newspaper may be used).



3. **CLOSE** outside doors and windows. **SHUT OFF** fans and air conditioners and temporarily disconnect smoke alarms.



4. **TURN OFF** ALL FLAMES, PILOT LIGHTS, IGNITION SOURCES and running electrical appliances that cycle off and on. Call your gas utility or management company if you need assistance.




5. **DO NOT** use fogger in a cabinet or under a counter or table.

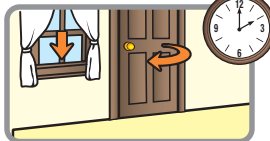
TO START FOGGING



1. Place a chair, table or stand in the center of the room to be fogged. Cover with several layers of newspaper or paper towels. **SHAKE WELL BEFORE USING.** Tilt sprayer **AWAY** from face (fogger sprays up).

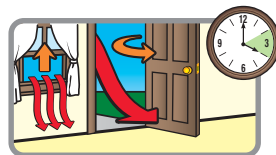


2. Press valve all the way down, hooking the catch. Do not inhale the spray mist. Set fogger on newspapers or paper towels and leave the premises immediately.



3. Close door(s) and hang "Fogger in Use" tag on doorknob. **KEEP TREATED AREA CLOSED AND DO NOT RE-ENTER FOR AT LEAST TWO HOURS.** Keeping treated area sealed for a longer period will enhance fogger performance. **Vacate the treated house, individual apartment unit or other structure immediately.**

AFTER FOGGING




AIRING OUT: BEFORE REOCCUPYING THE AREA, OPEN ALL DOORS AND WINDOWS, TURN ON AIR CONDITIONER AND FANS AND ALLOW TREATED AREA TO AIR OUT FOR TWO HOURS. Turn on smoke alarms and aquariums. **NOTE:** When treating for fleas or ticks, clean and treat pet sleeping areas. Also treat dogs and cats with a flea and tick control product registered for use on pets before allowing them to re-enter the treated areas.

green thumb®

home insect fogger₄



Save For Future Use



green thumb®

home insect fogger₄



Fill out and place hangtag on the door to the treated area to alert family and others with access to the treated area not to enter for two hours.

Total Release Fogger Use Area
Treated with Green Thumb® Home Insect Fogger₄

Do Not Re-Enter until: _____ ON _____

Do Not Re-Enter until: _____ ON _____

Do Not Re-Enter until: _____ ON _____


Do Not Re-Enter until: _____ ON _____

Do Not Re-Enter until: _____ ON _____

Do Not Re-Enter until: _____ ON _____

Do Not Re-Enter until: _____ ON _____

Save For Future Use



green thumb®

home insect fogger₄



Fill out and place hangtag on the door to the treated area to alert family and others with access to the treated area not to enter for two hours.

Total Release Fogger Use Area
Treated with Green Thumb® Home Insect Fogger₄

Do Not Re-Enter until: _____ ON _____

Do Not Re-Enter until: _____ ON _____

Do Not Re-Enter until: _____ ON _____

Do Not Re-Enter until: _____ ON _____

Do Not Re-Enter until: _____ ON _____

Do Not Re-Enter until: _____ ON _____

Do Not Re-Enter until: _____ ON _____