

# LESCO T-STORM™ 50WSB

IN WATER SOLUBLE BAGS

For prevention and control of fine turf diseases and diseases of annual and perennial flowers, ground covers, plus deciduous and evergreen trees and shrubs.

**ACTIVE INGREDIENT:** Thiophanate Methyl:

Dimethyl 4,4'-o-phenylenebis [3-thioallophanate] . . . . . 50.0%

**OTHER INGREDIENTS** . . . . . 50.0%

**TOTAL** . . . . . 100.0%

## KEEP OUT OF REACH OF CHILDREN CAUTION

### FIRST AID

<b>IF SWALLOWED:</b>	<ul style="list-style-type: none"> <li>• Call a poison control center or doctor immediately for treatment advice.</li> <li>• Have person sip a glass of water if able to swallow.</li> <li>• Do not induce vomiting unless told to do so by the poison control center or doctor.</li> </ul>
<b>IF IN EYES:</b>	<ul style="list-style-type: none"> <li>• Hold eye open and rinse slowly and gently with water for 15-20 minutes.</li> <li>• Remove contact lenses, if present, after the first 5 minutes, then continue rinsing eye.</li> <li>• Call a poison control center or doctor for further treatment advice.</li> </ul>
<b>IF INHALED:</b>	<ul style="list-style-type: none"> <li>• Move person to fresh air.</li> <li>• If person is not breathing, call 911 or an ambulance, then give artificial respiration preferably, mouth-to-mouth if possible.</li> <li>• Call a poison control center or doctor for further treatment advice.</li> </ul>
<b>IF ON SKIN OR CLOTHING:</b>	<ul style="list-style-type: none"> <li>• Take off contaminated clothing.</li> <li>• Rinse skin immediately with plenty of water for 15-20 minutes.</li> <li>• Call a poison control center or doctor for treatment advice.</li> </ul>

Have the product container or label with you when calling a poison control center or doctor or when going for treatment.  
**EMERGENCY NUMBERS:** Transportation or spill, call CHEMTREC 800-424-9300; Human Health, call 800-832-HELP (4357); Animal Health, call ASPCA 800-345-4735

PLEASE REFER TO INSIDE BOOKLET FOR COMPLETE PRECAUTIONARY STATEMENTS

# #081836

NET CONTENTS: 4 x 8 oz. water soluble bags

TM

EPA REG. NO. 51036-330-10404

Manufactured For:

**LESCO**

EPA EST. NO. 51036-GA-001

Product of China;  
Formulated in the U.S.A

LESCO, Inc. • 1301 East 9th Street • Cleveland, OH 44114-1849

**PRECAUTIONARY STATEMENTS**  
**HAZARDS TO HUMANS AND DOMESTIC ANIMALS**

**CAUTION**

Harmful if swallowed, inhaled or absorbed through the skin. Causes moderate eye irritation. Avoid contact with skin, vapor or spray mist. Remove contaminated clothing and wash clothing before reuse.

**EMERGENCY NUMBERS:**

- Transportation or spill, call CHEMTREC 800-424-9300.
- Human health, call 800-823-HELP (4357).
- Animal health, call ASPCA at 800-345-4735.

**PERSONAL PROTECTIVE EQUIPMENT (PPE)**

WPS Uses: Applicators and other handlers who handle this pesticide for any use covered by the Worker Protection Standard, 40 CFR Part 170, must wear:

- Long-sleeved shirt and long pants.
- Shoes with socks.
- Chemical resistant gloves.

**NON-WPS USES**

Applicators and other handlers who handle this pesticide for any use NOT covered by the Worker Protection Standard, 40 CFR Part 170, should wear:

- Long-sleeved shirt and long pants.
- Shoes with socks.
- Chemical resistant gloves.

Follow manufacturer's instructions for cleaning/maintaining PPE. If there are no such instructions for washables, use detergent and hot water. Keep and wash PPE separately from other laundry.

**USER SAFETY RECOMMENDATIONS**

Wash hands before eating, drinking, chewing gum, using tobacco or using the toilet. Remove clothing immediately if pesticide gets inside. Then wash thoroughly and put on clean clothing.

### **ENVIRONMENTAL HAZARDS**

This pesticide is toxic to fish. Do not apply directly to water, where surface water is present, or to intertidal areas below the mean high water mark. Application equipment should be thoroughly cleaned after use. Do not contaminate water when disposing of equipment washwater. Do not apply, allow to drift, or drain, or flush equipment onto non-target areas.

### **DIRECTIONS FOR USE**

IT IS A VIOLATION OF FEDERAL LAW TO USE THIS PRODUCT IN A MANNER INCONSISTENT WITH ITS LABELING.

Do not apply this product in a way that will contact workers or other persons, either directly or through drift. Only protected handlers may be in the area during application. For any requirements specific to your State or Tribe, consult the agency responsible for pesticide regulation.

### **AGRICULTURAL USE REQUIREMENTS**

Use this product only in accordance with its labeling and with the Worker Protection Standard, 40 CFR part 170. This standard contains requirements for the protection of agricultural workers on farms, forests, nurseries, and greenhouses, and handlers of agricultural pesticides. It contains requirements for training, decontamination, notification, and emergency assistance. It also contains specific statements and exceptions pertaining to the statements on this label about personal protective equipment (PPE) and restricted-entry interval. The requirements in this box only apply to uses of this product that are covered by the Worker Protection Standard.

Do not enter or allow worker entry into treated areas during the restricted entry interval (REI) of 12 hours.

Personal Protective Equipment (PPE) required for early entry to treated areas that is permitted under the Worker Protection Standard and that involves contact with anything that has been treated, such as plants, soil, or water, is:

1. Coveralls
2. Chemical resistant gloves made of any waterproof material.
3. Shoes with socks

### **NON-AGRICULTURAL USE REQUIREMENTS**

The requirements in this box apply to uses of this product that are NOT within the scope of the Worker Protection Standard for agricultural pesticides (40 CFR Part 170). The WPS applies when this product is used to produce agricultural plants on farms, forests, nurseries, or greenhouses.

**Turf and Landscape Uses:** Keep children and pets out of treated area until sprays have dried.

### **RESTRICTIONS**

Do not graze animals on treated turf. Do not feed clippings to livestock or poultry.

### **STORAGE AND DISPOSAL**

Do not contaminate water, food, or feed by storage or disposal.

**STORAGE:** Store in a cool, dry area in original unopened container. Store in a secured area unavailable to unauthorized persons.

**PESTICIDE DISPOSAL:** Pesticide wastes are toxic. Improper disposal of excess pesticide, spray mixture, or rinsate is a violation of Federal law. If these wastes cannot be disposed of according to label instructions, contact your State Pesticide or Environmental Control Agency, or the Hazardous Waste representative at the nearest EPA Regional Office for guidance.

**CONTAINER DISPOSAL:** CONTAINER DISPOSAL following non-commercial use: Completely empty bag into application equipment.

If Empty: Do not reuse this container. Place in trash or offer for recycling if available.

If Partly Filled: Call your local solid waste agency for disposal instructions. Never place unused product down any indoor or outdoor drain.

**CONTAINER DISPOSAL** following commercial use: Completely empty bag into application equipment. Then dispose of empty bag in a sanitary landfill or by incineration or, if allowed by State and local authorities, by burning. If bag is disposed of by burning, stay out of smoke.

### **GENERAL INFORMATION**

Apply LESCO T-STORM 50 WSB with ground equipment, using sufficient volume of spray to provide thorough coverage. Add required amount of LESCO T-STORM 50 WSB to a partially filled tank, agitate by mechanical or hydraulic means and then add remaining required amount of water.

Continuous agitation is required to keep the material in suspension. Do not tank mix with copper containing materials or with highly alkaline pesticides such as Bordeaux mixture of lime sulfur. No claim of compatibility with other pesticides is implied. Use the higher rates under conditions of severe disease pressure. Also see local State Extension Service recommendations for application schedules. **IMPORTANT:** if after using LESCO T-STORM 50 WSB as a recommended treatment is not effective, a tolerant strain of fungi may be present. Consult your local State Agricultural Extension Service for advice on the prompt use of some other suitable fungicide.

### INSTRUCTIONS FOR APPLICATION

**TO MIX:** Slowly add LESCO T-STORM 50 WSB into spray tank while it is being filled and the agitator is running. LESCO T-STORM 50 WSB should be added prior to other pesticides or nutrients.

**TANK MIXING:** To broaden the spectrum of fungicidal control this product can be mixed with other fungicides such as iprodione 50% wettable powders, iprodione 2 lb/gallon liquids, chlorothalonil 6 lb/gallons liquids, vinclozolin 50% extruded granules, triadimefon 50% wettable powders, fenarimal 1 lb/gallon liquids, PCNB 75% wettable powders, thiram 75% wettable powders, mancozeb wettable powders or propiconazole 1.3 lb/gallon liquids for use on turf and ornamentals. Use only in accordance with the more restrictive label limitations and precautions. No label dosage rates should be exceeded. This product cannot be mixed with any product containing a label prohibition against such mixing.

**NOTE:** Residential use is prohibited for several of the other fungicides listed as possible tank mix components. Do not apply tank mixtures of these products to residential areas unless the label of the other fungicide specifically allows residential uses.

Tank mix products containing boron or releasable free chlorine will affect the solubility of water-soluble (PVA) film. Thoroughly rinse the spray tank of any boron containing spray solution prior to adding any water-soluble bags. Even minimal carryover concentrations of boron in the spray tank may cause the water soluble bag material dissolved in water to precipitate and form insoluble residue inside the spray tank.

### TURF APPLICATIONS

For use on all fine turf applications such as Bentgrasses, Bermuda grasses, Bluegrasses, Fescues, Ryegrasses, St. Augustine grasses, and Zoysia or their mixtures. LESCO T-STORM 50 WSB is not phytotoxic to any of the above mentioned grasses when used in accordance with the label. LESCO T-STORM 50 WSB is to be used for the prevention and control of the diseases listed below.

For best results use spray mixture the same day it is prepared. Spray uniformly over the area to be treated with a properly calibrated sprayer. Apply after mowing or avoid mowing twelve hours after application. Apply recommended amounts in sufficient water to obtain thorough coverage, (2-4 gallons per 1,000 square feet suggested). When treating golf greens, always treat aprons and fairway adjoining aprons.

<b>DISEASES CONTROLLED</b>	<b>RECOMMENDED RATE OUNCES PRODUCT/1000 Sq. Ft.</b>	<b>REMARKS</b>
Anthracnose <i>(Colletotrichum graminicola)</i> , Dollar Spot <i>(Mollerodiscus spp., Lanzia spp.)</i> , Copper Spot <i>(Gloeocerospora sorghi)</i> , Large Brown Patch <i>(Rhizoctonia solani)</i> , Red Thread <i>(Corticum fuciforme)</i>	1 - 4	Apply when disease first appears. Lightly water into the root zone for best results. Minimum spray interval is 14 days.
Fusarium Blight <i>(Fusarium roseum and triticum)</i> , Necrotic Ring Spot <i>(Leptosphaeria korrae)</i> , Leaf Spot <i>(Dreschlera spp., Helminthosporium spp.)</i> , Stripe Smut <i>(Ustilago striiformis)</i> , Summer Patch <i>(Magnaporthe poae)*</i>	4 - 6	Suppression only, especially when using the lower rates. Apply when disease first appears. For best results lightly water into the root zone and do not mow for 12 hours before or after application. Minimum spray interval is 14 days. When disease pressure is heavy, use the highest rate allowed or consider a tank mix with another fungicide labeled for the same use site and disease.

DISEASES CONTROLLED	RECOMMENDED RATE OUNCES PRODUCT/1000 Sq. Ft.	REMARKS
Pink Snow Mold ( <i>Microdochium nivale</i> )	2 - 4	Apply middle-late November before turf has stopped all growth activity. Lightly water this application into the root zone for best results. For best results, use a spreader-sticker product. Second spray should dry on leaf surfaces with no "watering in". Minimum Spray interval is 14 days.

USE SITE	MAXIMUM SINGLE APPLICATION RATE		MAXIMUM SEASONAL APPLICATION RATE	
	Ounces Product/ 1000 Sq. Ft.	Pounds Product/ Acre	Ounces Product/ 1000 Sq. Ft.	Pounds Product/ Acre
Home lawns, parks, athletic fields, schools and day care centers	2	5.4	8	21.75
Golf Courses - Tees/greens/aprons	6	16.3	16	43.6
Golf Courses - Fairways (except Florida) only during overseeding	4	10.8	4	10.9
Golf Courses - Fairways (Florida only)	2	5.4	2	5.4

**TURF RESTRICTIONS:**

- Not for homeowner use.
- Do not apply with fixed wing or rotary aircraft.

- Not for use on turf being grown for sale or other commercial use as sod.
- Minimum 14-day Retreatment Interval.
- Not for homeowner use. For use by individuals/firms licensed or registered by the state to apply ornamental or turf pest control products.
- Do not exceed the maximum single application rate listed on the “Use Site” table even when the recommended rate for a particular disease listed on the “Diseases Controlled” table exceeds the “Use Site” table maximum rate.

## HORTICULTURAL APPLICATIONS

### Nursery, Greenhouse, Landscape, and Interiorscape

Not for homeowner use. For use by individuals/firms licensed or registered by the state to apply ornamental or turf pest control products. Do not apply to home orchards/fruit and nut trees after fruit set.

#### Annual And Perennial Flowers, Ground Covers, Plus Deciduous And Evergreen Trees And Shrubs

Begin applications when disease first appears, or during suspected periods of disease incidence. Apply additional applications every 7-10 days or as otherwise instructed for the prevention or control of the listed diseases. Use of a wetting agent is recommended for plants that have leaves that are difficult to wet properly. Use of a spreader sticker is recommended to enhance product performance in wet weather conditions.

Do not apply with fixed wing or rotary aircraft.

LESCO T-STORM 50 WSB may be used to control listed diseases on the following fruit and nut trees grown for non-commercial purposes:

Almond, apple, apricot, cherry, nectarine, peach, pecan, plum, and prune trees.

**NOTE:** Fruit and nuts from trees treated with this product must not be consumed or fed to animals. Fruit or nuts intended for human or animal consumption should be treated with a thiophanate methyl product whose label allows such use and does not contain a statement prohibiting consumption of fruit or nuts from treated trees as food or feed.

**NOTE:** The “Directions For Use” of this product reflect the cumulative inputs from both historical field use and product testing programs. However, it is impossible to test this product on all species and cultivars. A preliminary trial is suggested on a small scale before a full treatment is applied to any plant type not shown on this label but found in a similar use site with a listed disease problem. Wait 5 -7 days after treatment to evaluate trial results.

This product is not recommended for the following plants: Swedish Ivy (*Nephrolepis exhalta*), Boston Fern (*Plectranthus australis*), and Easter Cactus (*Hatiora gaertneri*).



**FOLIAR SPRAY**

<b>DISEASES CONTROLLED</b>	<b>RATE oz. product/ 100 gallons</b>	<b>REMARKS</b>
Ovulinia Blight of Azalea and Rhododendron	8-16	Apply as flowers open. Repeat every 7-10 days as needed during disease period.
Powdery Mildew	12-24	Apply mid-summer or at first sign of disease.
Anthracnose	12-16	Apply as buds break. Repeat every 7-10 days as needed during disease period.
Ascochyta Leaf Blight	12-16	Repeat every 7-10 days as needed during disease period.
Black Spot of Rose, Botrytis Flower Blight, Cornyespora Leafspot, Curvularia Leaf Blight, Iris Leaf Spot	12-16	Apply mid-summer or at first sign of disease.
Rust of Crabapple*	12-16	Repeat every 10-14 days as needed during disease period.
Leaf Scabs of Crabapple*, Pyracantha, Hawthorn, Pear*, Mountain Ash ( <i>Fusicladium</i> and <i>Venturia</i> spp.)	12-16	Apply mid-summer or at first sign of disease. Note: May be combined with mancozeb products for enhanced protection and control.
Tip Blight of Pine ( <i>Sphaeropsis sapinea</i> , <i>Diplodia pinea</i> )	12-16	Apply along with compatible spreader/sticker at recommended rates to entire tree. Thorough coverage is essential for optimal disease control. Begin application in spring when new growth starts. Make a second application just before needles emerge from the

**FOLIAR SPRAY (continued)**

<b>DISEASES CONTROLLED</b>	<b>RATE oz. product/ 100 gallons</b>	<b>REMARKS</b>
Tip Blight of Pine ( <i>Sphaeropsis sapinea</i> , <i>Diplodia pinea</i> ) (continued)	12-16	sheath and a third application 10 days later. Note: May be combined with mancozeb products for enhanced protection and control.
Twig Blights of Juniper ( <i>Phomopsis</i> and <i>Kabatina</i> spp.)	24	For Phomopsis, apply in spring. For Kabatina, apply late summer. Repeat every 7-10 days as needed during disease period.

\* Do not use treated crabapples or pears for food purposes.

**DRENCH TREATMENTS**

<b>DISEASES CONTROLLED</b>	<b>RATE oz. product/ 100 gallons</b>	<b>REMARKS</b>
Stem Rots, Crown Rots, and Root Rots: ( <i>Botrytis</i> , <i>Fusarium</i> , <i>Gliocladium</i> , <i>Myrothecium</i> , <i>Ramularia</i> , <i>Rhizoctonia</i> , and <i>Sclerotinia</i> spp.) Black Root Rot ( <i>Thielaviopsis</i> spp.) Cylindrocladium Rot	12-16	Apply after transplanting to propagation bed, container, or pot at a rate to thoroughly soak the growing media (usually 1-3 pints per square foot depending on the media type and depth). Repeat every 21-28 days to provide adequate crop protection.

## BULB TREATMENTS

DISEASES CONTROLLED	RATE oz. product/ 100 gallons	REMARKS
Bulb, Corm, and Rhizome Rots ( <i>Fusarium</i> and <i>Penicillium</i> spp.)	12 – 16	Soak immediately after digging for 30 minutes in warm dip (80-85 degrees F). Dry well before storing.

Note: LESCO T-STORM 50 WSB does not control *Pythium* spp. or *Phytophthora* spp.

## APPLICATION THROUGH IRRIGATION SYSTEMS

### General Information:

Apply this product only through the following types of sprinkler systems: center pivot, lateral move, end tow, side wheel roll, traveler, solid set, hand move (or similar); or flood (basin) irrigation system. Do not apply this product through any other type of irrigation system.

Crop injury, lack of effectiveness, or illegal pesticide residues in the crop can result from non-uniform distribution of treated water.

If you have questions about calibration, you should contact State Extension Service specialists, equipment manufacturers or other experts.

Do not connect an irrigation system (including greenhouse systems) used for pesticide application to a public water system unless the pesticide label-prescribed safety devices for public water systems are in place.

A person knowledgeable of the chemigation system and responsible for its operation or under the supervision of the responsible person, shall shut the system down and make necessary adjustments should the need arise.

## SPECIFIC INFORMATION FOR IRRIGATION SYSTEMS CONNECTED TO A PUBLIC WATER SUPPLY

1. Public water system means a system for the provision to the public of piped water for human consumption if such system has at least 15 service connections or regularly serves an average of at least 25 individuals daily at least 60 days out of the year.
2. Chemigation systems connected to public water systems must contain a functional, reduced-pressure zone (RPZ), backflow preventer, or the functional equivalent in the water supply line

- upstream from the point of pesticide introduction. As an option to the RPZ, the water from the public water system should be discharged into a reservoir tank prior to pesticide introduction. There shall be a complete physical break (air gap) between the outlet end of the fill pipe and the top or overflow rim of the reservoir tank of at least twice the inside diameter of the fill pipe.
3. The pesticide injection pipeline must contain a functional, automatic, quick-closing check valve to prevent the flow of fluid back towards the injection pump.
  4. The pesticide injection pipeline must contain a functional, normally closed, solenoid-operated valve located on the intake side of the injection pump and connected to the system interlock to prevent fluid from being drawn from the supply tank when the irrigation system is either automatically or manually shut down.
  5. The system must contain functional interlocking controls to automatically shut off the pesticide injection pump when the water pump motor stops, or in cases where there is no water pump, when the water pressure decreases to the point where pesticide distribution is adversely affected.
  6. Systems must use a metering pump, such as a positive displacement injection pump or equivalent, effectively designed and constructed of materials that are compatible with pesticides and capable of being fitted with a system interlock.
  7. Do not apply when wind speed favors drift beyond the area intended for treatment.

### **GENERAL CHEMIGATION APPLICATION INSTRUCTIONS**

Remove scale, pesticide residue, and other foreign matter from the chemical tank and entire injector system. Flush with clean water.

Determine the treatment rate as indicated in the directions for use for crop and pathogen and measure the intended areas of application.

Prepare a suspension of product in the mix tank or stock bucket. Fill the tank with 1/2 or 3/4 of the desired amount of water. Start agitation and add the required amount of product to the solution along with the remaining volume of water.

Maintain a gentle agitation in the mix tank during application to assure a uniform suspension.

Greater accuracy in calibration and distribution will be achieved by injecting a larger volume of a more dilute suspension per unit time.

### **PRECAUTIONS FOR APPLICATIONS THROUGH SPRINKLER AND DRIP (TRICKLE) IRRIGATION SYSTEMS**

1. The system must contain a functional check valve, vacuum relief valve, and low-pressure drain appropriately located on the irrigation pipeline to prevent water source contamination from backflow.
2. The pesticide injection pipeline must contain a functional, automatic, quick-closing check valve to prevent the flow of fluid back toward the injection pump.
3. The pesticide injection pipeline must also contain a functional, normally closed solenoid-operated valve located on the intake side of the injection pump and connected to the system interlock to prevent fluid from being withdrawn from the supply tank when the irrigation system is either automatically or manually shutdown.
4. The system must contain functional interlocking controls to automatically shut off the pesticide injection pump when the water pump motor stops.
5. The irrigation line or water pump must include a functional pressure switch which will stop the water pump motor when the water pressure decreases to the point where pesticide distribution is adversely affected.
6. Systems must use a metering pump, such as a positive displacement injection pump (e.g., diaphragm pump) effectively designed and constructed of materials that are compatible with pesticides and capable of being fitted with a system interlock.
7. Do not apply when wind speed favors drift beyond the area intended for treatment.

### **PRECAUTIONS FOR FLOOD (BASIN), FURROW AND BORDER CHEMIGATION**

1. Systems using a gravity flow pesticide dispensing system must meter the pesticide into the water at the head of the field and downstream of a hydraulic discontinuity such as a drop structure or weir box to decrease potential for water source contamination from backflow if water flow stops.
2. Systems utilizing a pressurized water and pesticide injection system must meet the following requirements:
  - The system must contain a functional check valve, vacuum relief valve, and low-pressure drain appropriately located on the irrigation pipeline to prevent water source contamination from backflow.

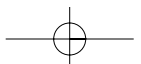
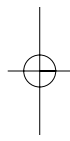
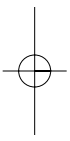
- The pesticide injection pipeline must contain a functional, automatic, quickclosing check valve to prevent the flow of fluid back toward the injection pump.
- The pesticide injection pipeline must also contain a functional, normally closed, solenoid-operated valve located on the intake side of the injection pump and connected to the system interlock to prevent fluid from being withdrawn from the supply tank when the irrigation system is either automatically or manually shut down.
- The system must contain function interlocking controls to automatically shut off the pesticide injection pump when the water pump motor stops.
- The irrigation line or water pump must include a functional pressure switch which will stop the water pump motor when the water pressure decreases to the point where pesticide distribution is adversely affected.
- Systems must use a metering pump, such as a positive displacement injection pump (e.g., diaphragm pump) effectively designed and constructed of materials that are compatible with pesticides and capable of being fitted with a system interlock.

#### **CONDITIONS OF SALE AND WARRANTY**

The Directions For Use of this product reflect the opinion of experts based on field use and tests. The directions are believed to be reliable and should be followed carefully. However, it is impossible to eliminate all risks inherently associated with use of this product. Crop injury, ineffectiveness or other unintended consequences may result because of such factors as weather conditions, presence of other materials, or use of the product in a manner inconsistent with its labeling, all of which are beyond the control of LESCO, Inc. or the Seller. All such risks shall be assumed by the Buyer. LESCO, Inc. warrants that this product conforms to the chemical description on the label and is reasonably fit for the purpose referred to in the Directions For Use, subject to inherent risks, referred to above. LESCO, INC. MAKE NO OTHER EXPRESS OR IMPLIED WARRANTY OF FITNESS OR MERCHANTABILITY OR ANY OTHER EXPRESS OR IMPLIED WARRANTY. IN NO CASE SHALL LESCO, INC. OR THE SELLER BE LIABLE FOR CONSEQUENTIAL, SPECIAL OR INDIRECT DAMAGES RESULTING FROM THE USE OR HANDLING OF THIS PRODUCT. LESCO, Inc. and the Seller offer this product, and the Buyer and User accept it, subject to the foregoing conditions of Sale and Warranty which may be varied only by agreement in writing signed by a duly authorized representative of LESCO, INC.

LESCO is a registered trademark and LESCO T-Storm and the sweeping design are registered trademarks of LESCO Technologies, LLC.

(022504) 8/2/05 CH



# LESCO T-STORM™ 50WSB

IN WATER SOLUBLE BAGS

For prevention and control of fine turf diseases and  
diseases of annual and perennial flowers, ground covers,  
plus deciduous and evergreen trees and shrubs.

<b>ACTIVE INGREDIENT:</b> Thiophanate Methyl:	
Dimethyl 4,4'-o-phenylenebis [3-thioallophanate] .....	50.0%
<b>OTHER INGREDIENTS</b> .....	50.0%
<b>TOTAL</b> .....	100.0%

**KEEP OUT OF REACH OF CHILDREN  
CAUTION**

#### FIRST AID

<b>IF SWALLOWED:</b>	<ul style="list-style-type: none"> <li>• Call a poison control center or doctor immediately for treatment advice.</li> <li>• Have person sip a glass of water if able to swallow.</li> <li>• Do not induce vomiting unless told to do so by the poison control center or doctor.</li> </ul>
<b>IF IN EYES:</b>	<ul style="list-style-type: none"> <li>• Hold eye open and rinse slowly and gently with water for 15-20 minutes.</li> <li>• Remove contact lenses, if present, after the first 5 minutes, then continue rinsing eye.</li> <li>• Call a poison control center or doctor for further treatment advice.</li> </ul>
<b>IF INHALED:</b>	<ul style="list-style-type: none"> <li>• Move person to fresh air.</li> <li>• If person is not breathing, call 911 or an ambulance, then give artificial respiration preferably, mouth-to-mouth if possible.</li> <li>• Call a poison control center or doctor for further treatment advice.</li> </ul>
<b>IF ON SKIN OR CLOTHING:</b>	<ul style="list-style-type: none"> <li>• Take off contaminated clothing.</li> <li>• Rinse skin immediately with plenty of water for 15-20 minutes.</li> <li>• Call a poison control center or doctor for treatment advice.</li> </ul>

Have the product container or label with you when calling a poison control center or doctor or when going for treatment.  
**EMERGENCY NUMBERS:** Transportation or spill, call CHEMTREC 800-424-9300; Human Health, call 800-832-HELP (4357);  
Animal Health, call ASPCA 800-345-4735

**PLEASE REFER TO INSIDE BOOKLET FOR COMPLETE PRECAUTIONARY STATEMENTS**



## #081836

NET CONTENTS: 4 x 8 oz. water soluble bags

TM

EPA REG. NO. 51036-330-10404

Manufactured For:

**LESCO**

LESCO, Inc. • 1301 East 9th Street • Cleveland, OH 44114-1849

EPA EST. NO. 51036-GA-001

Product of China;  
Formulated in the U.S.A