



Credit[®] Duo Extra Herbicide

For Use in Certain Cropping Systems, Including Roundup Ready[®] Corn, Cotton and Soybeans; for Reduced Tillage and Fallow Systems; and Many Noncrop Areas.

ACTIVE INGREDIENT:

* Glyphosate, N-(phosphonomethyl) glycine, in the form of its isopropylamine salt 37.54%

**Glyphosate, N-(phosphonomethyl) glycine, in the form of its monoammonium salt 3.42%*

INERT INGREDIENTS: 59.04%

100.00%

* Contains 437 grams per liter or 3.64 pounds per U.S. gallon of the active ingredient glyphosate, in the form of its isopropylamine salt. Equivalent to 324 grams per liter or 2.7 pounds per U.S. gallon of the acid, glyphosate.

**Contains 40 grams per liter or 0.33 pounds per U.S. gallon of the active ingredient glyphosate, in the form of its monoammonium salt. Equivalent to 36 grams per liter or 0.3 pounds per U.S. gallon of the acid, glyphosate.

EPA Reg. No. 71368-25

EPA Est. No. 228-IL-1

KEEP OUT OF REACH OF CHILDREN CAUTION

See Inside for Additional Precautionary Statements.

Read the entire label before using this product. Use only according to label instructions.

For Chemical Emergency, Spill, Leak, Fire, Exposure or Accident Call CHEMTREC Day or Night 1-800-424-9300.

For Medical Emergencies Only, Call 877-325-1840.

FIRST AID

IF IN EYES	<ul style="list-style-type: none"> • Hold eye open and rinse slowly and gently with water for 15 – 20 minutes. • Remove contact lenses, if present, after the first 5 minutes, then continue rinsing eye. • Call a poison control center or doctor for treatment advice.
IF SWALLOWED	<ul style="list-style-type: none"> • Call poison control center or doctor immediately for treatment advice. • Have person sip a glass of water if able to swallow. • Do not induce vomiting unless told to do so by the poison control center or doctor. • Do not give anything by mouth to an unconscious person.
IF INHALED	<ul style="list-style-type: none"> • Move person to fresh air. • If person is not breathing, call 911 or an ambulance, then give artificial respiration, preferably by mouth-to-mouth, if possible. • Call a poison control center or doctor for further treatment advice.
IF ON SKIN	<ul style="list-style-type: none"> • Take off contaminated clothing. • Rinse skin immediately with plenty of water for 15 – 20 minutes. • Call a poison control center or doctor for treatment advice.

Manufactured By:
Nufarm, Inc.
Burr Ridge, IL

071368.00025.2003.0912.cdeh

HOT LINE NUMBER

Have the product container or label with you when calling a poison control center or doctor, or going for treatment. You may also contact 1-877-325-1840 for emergency medical treatment information.

PRECAUTIONARY STATEMENTS HAZARDS TO HUMANS AND DOMESTIC ANIMALS CAUTION

Causes moderate eye irritation. Harmful if swallowed or inhaled. Avoid contact with eyes, skin or clothing. Avoid breathing spray mist. Wash thoroughly with soap and water after handling. Remove contaminated clothing and wash clothing before reuse.

PERSONAL PROTECTIVE EQUIPMENT: Applicators and other handlers must wear long-sleeved shirt and long pants and shoes plus socks. Discard clothing and other absorbent materials that have been drenched or heavily contaminated with this product's concentrate. Do not reuse them. Follow manufacturer's instructions for cleaning/maintaining PPE. If no such instructions for washables, use detergent and hot water. Keep and wash PPE separately from other laundry.

ENGINEERING CONTROL STATEMENTS: When handlers use closed systems, enclosed cabs, or aircraft in a manner that meets the requirements listed in Worker Protection Standard (WPS) for agricultural pesticides [40 CFR 170.240 (d) (4-6)], the handler PPE requirements may be reduced or modified as specified in the WPS.

USER SAFETY RECOMMENDATIONS

Users should:

- Wash hands before eating, drinking, chewing gum, using tobacco, or using the toilet.
- Remove clothing immediately if pesticide gets inside. Then wash thoroughly and put on clean clothing.

ENVIRONMENTAL HAZARDS

Do not apply directly to water, to areas where surface water is present or to intertidal areas below the mean high water mark. Do not contaminate water when disposing of equipment washwaters.

PHYSICAL OR CHEMICAL HAZARDS

Spray solutions of this product should be mixed, stored and applied using only stainless steel, aluminum, fiberglass, plastic or plastic-lined steel containers.

DO NOT MIX, STORE OR APPLY THIS PRODUCT OR SPRAY SOLUTIONS OF THIS PRODUCT IN GALVANIZED STEEL OR UNLINED STEEL (EXCEPT STAINLESS STEEL) CONTAINERS OR SPRAY TANKS. This product or spray solutions of this product react with such containers and tanks to produce hydrogen gas which may form a highly combustible gas mixture. This gas mixture could flash or explode, causing serious personal injury, if ignited by open flame, spark, welder's torch, lighted cigarette or other ignition source.

DIRECTIONS FOR USE

It Is A Violation Of Federal Law To Use This Product In Any Manner Inconsistent With Its Labeling. Do not apply this product in a way that will contact workers or other persons, either directly or through drift. Only protected handlers may be in the area during application. For any requirements specific to your State or Tribe, consult the agency responsible for pesticide regulations.

AGRICULTURAL USE REQUIREMENTS

Use this product only in accordance with its labeling and with the Worker Protection Standard, 40 CFR part 170. This Standard contains requirements for the protection of agricultural workers on farms, forests, nurseries, and greenhouses, and handlers of agricultural pesticides. It contains requirements for training, decontamination, notification, and emergency assistance. It also contains specific instructions and exceptions pertaining to the statements on this label about personal protective equipment (PPE) and restricted entry interval. The requirements in this box only apply to uses of this product that are covered by the Worker Protection Standard.

Do not enter or allow worker entry into treated areas during the restricted entry interval (REI) of 12 hours.

PPE required for early entry to treated areas that is permitted under the Worker Protection Standard and that involves contact with anything that has been treated, such as plants, soil, or water, is: coveralls, Chemical Resistant Gloves Category A such as butyl rubber, neoprene rubber, natural rubber, or nitril rubber \geq 14 mils and shoes plus socks.

NON-AGRICULTURAL USE REQUIREMENTS

The requirements in this box apply to uses of this product that are NOT within the scope of the Worker Protection Standard for agricultural pesticides (40 CFR Part 170). The WPS applies when this product is used to produce agricultural plants on farms, forests, nurseries or greenhouses.

Keep people and pets off treated areas until spray solution has dried to prevent transfer of this product onto desirable vegetation.

STORAGE AND DISPOSAL

Do not contaminate water, foodstuffs, feed or seed by storage or disposal.

STORAGE: STORE ABOVE 10°F (-12°C) TO KEEP PRODUCT FROM CRYSTALLIZING. Crystals will settle to the bottom. If allowed to crystallize, place in a warm room 68°F (20°C) for several days to redissolve and shake or roll to mix well before using.

DISPOSAL: Wastes resulting from the use of this product that cannot be used or chemically reprocessed should be disposed of in a landfill approved for pesticide disposal or in accordance with applicable Federal, state or local procedures.

Emptied container retains vapor and product residue. Observe all label safeguards until container is destroyed.

PLASTIC BOTTLES AND NON-RETURNABLE PLASTIC DRUMS: Do not reuse container. Triple rinse container. Then puncture and dispose of in a sanitary landfill, or by incineration, or, if allowed by state and local authorities, by burning. If burned, stay out of smoke.

RETURNABLE/REFILLABLE CONTAINERS: After use, return the container to the point of purchase or designated locations. The container must only be refilled with this product. DO NOT REUSE THE CONTAINER FOR ANY OTHER PURPOSE. Prior to refilling, inspect thoroughly for damage such as cracks, punctures, abrasions and damaged or worn out threads on closure devices. Do not refill or transport damaged or leaking containers. Check for leaks after refilling and before transportation. If the container is not being refilled, return it to the point of purchase.

GENERAL INFORMATION

DO NOT APPLY THIS PRODUCT USING AERIAL SPRAY EQUIPMENT EXCEPT UNDER CONDITIONS AS SPECIFIED WITHIN THIS LABEL OR CURRENT SUPPLEMENTAL LABELING ISSUED BY MANUFACTURER.

This product, a water soluble liquid, mixes readily with water to be applied as a foliar spray for the control or destruction of most herbaceous plants. It may be applied through most standard industrial or field-type sprayers after dilution and thorough mixing with water in accordance with label instructions. Hand-held sprayers may also be used.

This product moves through the plant from the point of foliage contact to and into the root system. Visible effects on most annual weeds occur within 2 to 4 days, but on most perennial weeds may not occur for 7 days or more. Extremely cool or cloudy weather following treatment may slow activity of this product and delay visual effects of control. Visible effects are a gradual wilting and yellowing of the plant which advances to complete browning of above-ground growth and deterioration of underground plant parts.

Unless otherwise specified on this label, delay application until vegetation has emerged and reached the stages described for control of such vegetation under the "WEEDS CONTROLLED" section of this label. Unemerged plants arising from unattached underground rhizomes or root stocks of perennials will not be affected by the herbicide and will continue to grow. For this reason, best control of most perennial weeds is obtained when treatment is made at late growth stages approaching maturity.

Always use the higher rate of this product per acre within the recommended range when (1) weed growth is heavy or dense, or (2) weeds are growing in an undisturbed (noncultivated) area.

Reduced or unacceptable control may result if weeds or brush are treated under poor growing conditions such as drought stress, disease or insect damage. Reduced results may also occur when treating weeds or brush heavily covered with dust.

Reduced control may result when applications are made to annual or perennial weeds that have been mowed, grazed, or cut, and have not been allowed to regrow to the recommended stage for treatment.

Rainfall or irrigation occurring within 6 hours after application may reduce effectiveness. Heavy rainfall or irrigation within 2 hours after application may wash the chemical off the foliage and a repeat treatment may be required.

This product does not provide residual weed control. For subsequent residual weed control, it is recommended that a residual herbicide program specified on this label be used. Read and carefully observe the precautionary statements and all other information appearing on the labels of all herbicides used.

Mixing this product with herbicides or other materials not recommended in this label may result in reduced performance. However, unless otherwise prohibited on this label or the label of an intended tank mix product, this product may be applied in combination with any herbicide registered for the same site, timing, and method of application. Observe the most restrictive label statements of various tank mix products used. **LIABILITY FOR CROP INJURY, HERBICIDE NONPERFORMANCE OR OTHER LOSS OR DAMAGE RESULTING FROM A TANK MIXTURE NOT SPECIFIED ON THIS LABEL, OR SUPPLEMENTAL LABELING DISTRIBUTED FOR THIS PRODUCT, IS SPECIFICALLY DISCLAIMED BY MANUFACTURER. BUYER AND ALL USERS ARE RESPONSIBLE FOR ALL LOSS OR DAMAGE IN CONNECTION WITH THE USE OR HANDLING OF MIXTURES OF THIS PRODUCT OR OTHER MATERIALS THAT ARE NOT EXPRESSLY RECOMMENDED IN THIS LABEL.**

For best results, spray coverage should be uniform and complete. Do not spray weed foliage to the point of runoff.

DOMESTIC ANIMALS: This product is considered to be relatively nontoxic to dogs and other domestic animals; however, ingestion of this product or large amounts of freshly sprayed vegetation may result in temporary gastrointestinal irritation (vomiting, diarrhea, colic, etc.). If such symptoms are observed, provide the animal with plenty of fluids to prevent dehydration. Call a veterinarian if symptoms persist for more than 24 hours.

ATTENTION

AVOID DRIFT. EXTREME CARE MUST BE USED WHEN APPLYING THIS PRODUCT TO PREVENT INJURY TO DESIRABLE PLANTS AND CROPS.

Do not allow the herbicide solution to mist, drip, drift or splash onto desirable vegetation since minute quantities of this product can cause severe damage or destruction to the crop, plants or other areas on which treatment was not intended. The likelihood of injury occurring from the use of this product is greatest when winds are gusty or in excess of 5 miles per hour or when other conditions, including lesser wind velocities, will allow spray drift to occur. When spraying, avoid combinations of pressure and nozzle type that will result in splatter or fine particles (mist) which are likely to drift. AVOID APPLYING AT EXCESSIVE SPEED OR PRESSURE.

NOTE: Use of this product in any manner not consistent with this label may result in injury to persons, animals or crops, or other unintended consequences. When not in use, keep container closed to prevent spills and contamination.

MIXING, ADDITIVES AND APPLICATION INSTRUCTIONS

APPLY THESE SPRAY SOLUTIONS IN PROPERLY MAINTAINED AND CALIBRATED EQUIPMENT CAPABLE OF DELIVERING DESIRED VOLUMES. DO NOT APPLY WHEN WIND OR OTHER CONDITIONS FAVOR DRIFT. HAND-GUN APPLICATIONS SHOULD BE PROPERLY DIRECTED TO AVOID SPRAYING DESIRABLE PLANTS.

NOTE: REDUCED RESULTS MAY OCCUR IF WATER CONTAINING SOIL IS USED, SUCH AS WATER FROM PONDS AND UNLINED DITCHES.

MIXING

This product mixes readily with water. Mix spray solutions of this product as follows: Fill the mixing or spray tank with the required amount of water. Add the recommended amount of this product (see the "DIRECTIONS FOR USE" and "WEEDS CONTROLLED" sections of this label) near the end of the filling process and mix well. Use caution to avoid siphoning back into the carrier source. Use approved anti-back-siphoning devices where required by state or local regulations. During mixing and application, foaming of the spray solution may occur. To prevent or minimize foam, avoid the use of mechanical agitators, terminate by-pass and return lines at the bottom of the tank and, if needed, use an approved anti-foam or defoaming agent.

TANK MIXTURES

Always predetermine the compatibility of labeled tank mixtures of this product with water carrier by mixing small proportional quantities in advance.

Mix labeled tank mixtures of this product with water as follows:

1. Place a 20 to 35 mesh screen or wetting basket over filling port.
2. Through the screen, fill the spray tank one-half full with water and start agitation.
3. If a wettable powder is used, make a slurry with the water carrier, and add it SLOWLY through the screen into the tank. Continue agitation.
4. If a flowable formulation is used, premix one part flowable with one part water. Add diluted mixture SLOWLY through the screen into the tank. Continue agitation.
5. If an emulsifiable concentrate formulation is used, premix one part emulsifiable concentrate with two parts water. Add diluted mixture slowly through the screen into the tank. Continue agitation.
6. Continue filling the spray tank with water and add the required amount of this product near the end of the filling process.
7. Add individual formulations to the spray tank as follows: wettable powder, flowable, emulsifiable concentrate, drift control additive, water soluble liquid.

Maintain good agitation at all times until the contents of the tank are sprayed. If the spray mixture is allowed to settle, thorough agitation is required to resuspend the mixture before spraying is resumed.

Keep by-pass line on or near bottom of tank to minimize foaming. Screen size in nozzle or line strainers should be no finer than 50 mesh. Carefully select proper nozzle to avoid spraying a fine mist. For best results with conventional ground application equipment, use flat fan nozzles.

Clean sprayer and parts immediately after using this product by thoroughly flushing with water.

ADDITIVES

AMMONIUM SULFATE

The addition of 1 to 2 percent dry ammonium sulfate by weight or 8.5 to 17 pounds per 100 gallons of water may increase the performance of this product, and this product plus 2,4-D, Banvel, dicamba or residual herbicide tank mixtures on annual and perennial weeds. The improvement in performance may be apparent where environmental stress is a concern. Low-quality ammonium sulfate may contain material that will not readily dissolve, which could result in nozzle tip plugging. To determine quality, perform a jar test by adding 1/3 cup of ammonium sulfate to 1 gallon of water and agitate for 1 minute. If undissolved

sediment is observed, predissolve the ammonium sulfate in water and filter prior to addition to the spray tank. If ammonium sulfate is added directly to the spray tank, add slowly with agitation. Adding too quickly may clog outlet line. Ensure that ammonium sulfate is completely dissolved in the spray tank before adding herbicides. Thoroughly rinse the spray system with clean water after use to reduce corrosion. Agriculturally-approved adjuvants containing equivalent amounts of ammonium sulfate may be used instead of dry ammonium sulfate.

COLORANTS OR DYES

Agriculturally-approved colorants or marking dyes may be added to this product. Colorants or dyes used in spray solutions of this product may reduce performance, especially at lower rates or dilutions. Use colorants or dyes according to the manufacturer's recommendations.

APPLICATION EQUIPMENT AND TECHNIQUES

Do not apply this product through any type of irrigation system.

This product may be applied with the following application equipment:

Aerial--Fixed Wing and Helicopter

Broadcast Spray

Controlled Droplet Applicator (CDA)--Hand-held or boom-mounted applicators which produce a spray consisting of a narrow range of droplet sizes.

Hand-Held and High-Volume Spray Equipment--Knapsack and backpack sprayers, pump-up pressure sprayers, handguns, handwands, mistblowers*, lances and other hand-held and motorized spray equipment used to direct the spray onto weed foliage.

*This product is not registered in California or Arizona for use in mistblowers.

Selective equipment--Recirculating sprayers, shielded sprayers and wiper applicators. See the appropriate part of this section for specific instructions and rates of application.

AERIAL EQUIPMENT

Use the recommended rates of this herbicide in 3 to 15 gallons of water per acre unless otherwise specified on this label. See the "WEEDS CONTROLLED" section of this label for specific rates. Unless otherwise specified, do not exceed 1 quart per acre.

Aerial applications of this product may be made in annual cropping conventional tillage systems, fallow and reduced tillage systems, Roundup Ready crops, noncrop areas and preharvest applications. Refer to the individual use area sections of this label for recommended volumes and application rates. For specific state information, consult following section and state pesticide regulatory agency.

STATE INFORMATION ON AERIAL APPLICATIONS

ARKANSAS:

AVOID DRIFT. DO NOT APPLY INTO STILL AIR WHERE THERE IS A TEMPERATURE INVERSION LAYER LOW ENOUGH FOR FINE SPRAY PARTICLES TO BECOME SUSPENDED AND MOVE OUTSIDE THE TARGET AREA WHEN THE INVERSION LAYER MOVES. DO NOT APPLY WHEN WINDS ARE GUSTY OR UNDER ANY OTHER CONDITION THAT FAVORS DRIFT. DRIFT IS LIKELY TO CAUSE DAMAGE TO ANY VEGETATION CONTACTED. TO PREVENT INJURY TO ADJACENT DESIRABLE VEGETATION, APPROPRIATE BUFFER ZONES MUST BE MAINTAINED.

Use the recommended rate of this product in 3 to 15 gallons of water per acre.

Use sufficient carrier volume and appropriate equipment set-up to form droplets large enough to avoid drift potential. Coarse droplets in the 300 to 500 (VMD) micron range are recommended.

Applications should typically be made with the nozzle release point at 8 to 15 feet above the top of the target plants unless a greater height is required for aircraft safety.

The distance of the outermost nozzles on the boom must not exceed 75% of the length of the wingspan or rotor. In many cases, reducing this distance to 65% of the length of the wingspan or rotor will improve drift control without affecting the swath width. Nozzles must always discharge backward parallel with the air stream and never discharge downwards more than 45 degrees on fixed wing aircraft or forward of the prevailing air flow on rotary winged aircraft. Avoid the use of nozzles with wide angle discharge.

Do not apply this product when winds are in excess of 10 miles per hour.

Do not apply when there is a low-level inversion where fine spray particles could be suspended in still air and move outside the target area when the inversion layer moves. These conditions may occur when wind speeds are less than 2 mph.

Use the following guidelines when applications are made near crops or other desirable vegetation:

1. Do not apply within 100 feet of any desirable vegetation or crops.
2. If wind up to 5 miles per hour is blowing toward desirable vegetation or crops, do not apply within 500 hundred feet of the desirable vegetation or crops.
3. Winds blowing from 5 to 10 miles per hour toward desirable vegetation or crops will likely require buffer zones in excess of 500 feet.

CALIFORNIA – Statewide:

Aerial applications of this product are allowed in the following situations:

1. In fallow and reduced tillage systems prior to the emergence or transplanting of labeled crops.
2. In cotton, prior to harvest. Refer to the specific preharvest application instructions.

Do not plant subsequent crops other than those listed in the label booklet for this product for 30 days following application.

When applied as recommended, under the conditions described, this product controls annual and perennial weeds listed in the label. **DO NOT EXCEED A MAXIMUM RATE OF 2 QUARTS PER ACRE OF THIS PRODUCT WHEN MAKING APPLICATIONS BY AIR IN FALLOW AND REDUCED TILLAGE SYSTEMS.**

DO NOT EXCEED A MAXIMUM RATE OF 1 QUART PER ACRE OF THIS PRODUCT WHEN MAKING APPLICATIONS BY AIR IN COTTON, PRIOR TO HARVEST.

Use the recommended rates of this product in 3 to 15 gallons of water per acre.

Do not apply directly to water, to areas where surface water is present or to intertidal areas below the mean high water mark. Do not contaminate water when disposing of equipment washwaters.

AVOID DRIFT – DO NOT APPLY WHEN WINDS ARE GUSTY OR UNDER ANY OTHER CONDITION WHICH WILL ALLOW DRIFT. DRIFT MAY CAUSE DAMAGE TO ANY VEGETATION CONTACTED TO WHICH TREATMENT IS NOT INTENDED. TO PREVENT INJURY TO ADJACENT DESIRABLE VEGETATION, APPROPRIATE BUFFER ZONES MUST BE MAINTAINED.

Use the following guidelines when aerial applications are made near crops or desirable perennial vegetation after bud break and before total leaf drop, and/or near other desirable vegetation or annual crops.

1. Do not apply within 100 feet of all desirable vegetation or crop(s).
2. If wind up to 5 miles per hour is blowing toward desirable vegetation or crop(s), do not apply within 500 hundred feet of the desirable vegetation or crop(s).
3. Winds blowing from 5 to 10 miles per hour toward desirable vegetation or crop(s) may require buffer zones in excess of 500 feet.
4. Do not apply when winds are in excess of 10 miles per hour or when inversion conditions exist. Coarse sprays are less likely to drift; therefore, do not use nozzles or nozzle configurations which dispense spray as fine spray droplets. Do not angle nozzles forward into the airstream and do not increase nozzle pressure.

Drift control additives may be used. When a drift control additive is used, read and carefully observe the cautionary statements and all other information and all other information appearing on the additive label.

Ensure uniform application – to avoid streaked, uneven or overlapped application, use appropriate marking devices.

CALIFORNIA – Fresno County: This section applies to aerial applications in Fresno County from February 15 through March 31 only. For aerial application outside of these dates, refer to the “CALIFORNIA – Statewide” section.

APPLICABLE AREA: This supplement only applies to the area contained inside the following boundaries within Fresno County, California only. North: Fresno County line, South: Fresno County line, East: State Highway 99, West: Fresno County line.

GENERAL INFORMATION: Always read and follow the label directions and precautionary statements for all products used in the aerial application. Observe the following directions to minimize off-site movement during aerial application of this herbicide. Minimization of off-site movement is the responsibility of the grower, Pest Control Advisor, and aerial applicator.

WRITTEN RECOMMENDATIONS: A written recommendation **MUST** be submitted by or on behalf of the applicator to the Fresno County Agricultural Commissioner 24 hours prior to the application. This written recommendation **MUST** state the proximity of surrounding crops, and that conditions of each manufacturer's applicable product label(s) and this label have been satisfied.

AERIAL APPLICATOR TRAINING AND EQUIPMENT: Aerial application of this herbicide is limited to pilots who have successfully completed a Fresno County Agricultural Commissioner and California Department of Pesticide Regulation approved training program for aerial application of herbicides. All aircraft must be inspected, critiqued in flight, and certified at a Fresno County Agricultural Commissioner approved fly-in. Test and calibrate spray equipment at intervals sufficient to insure that proper rates of herbicides and adjuvants are being applied during commercial use. Applicator must document such calibrations and testing. Demonstration of performance at Fresno County Agricultural Commissioner approved “fly-ins” constitutes such documentation, or other written records showing calculations and measurements of flight and spray parameters acceptable to the Fresno County Agricultural Commissioner.

APPLICATION AT NIGHT: Do not apply this product by air earlier than 30 minutes prior to sunrise and/or later than 30 minutes after sunset without prior permission from the Fresno County Agricultural Commissioner.

To report known or suspected misuse of this product, or for additional information on the proper aerial application of this product, call 1-800-852-5234.

AERIAL EQUIPMENT (continued)

Avoid direct application to any body of water.

AVOID DRIFT -- DO NOT APPLY DURING LOW-LEVEL INVERSION CONDITIONS, WHEN WINDS ARE GUSTY OR UNDER ANY OTHER CONDITION WHICH FAVORS DRIFT. DRIFT MAY CAUSE DAMAGE TO ANY VEGETATION CONTACTED TO WHICH TREATMENT IS NOT INTENDED. TO PREVENT INJURY TO ADJACENT DESIRABLE VEGETATION, APPROPRIATE BUFFER ZONES MUST BE MAINTAINED.

Coarse sprays are less likely to drift; therefore, do not use nozzles or nozzle configurations which dispense spray as fine spray droplets. Do not angle nozzles forward into the airstream and do not increase spray volume by increasing nozzle pressure above the manufacturer's recommendation.

Drift control additives may be used. When a drift control additive is used, read and carefully observe the precautionary statements and all other information appearing on the additive label.

SPRAY DRIFT MANAGEMENT

Avoiding spray drift at the application site is the responsibility of the applicator. The interaction of many equipment-and-weather-related factors determine the potential for spray drift. The applicator and the grower are responsible for considering all these factors when making decisions. The following drift management requirements must be followed to avoid off-target drift movement from aerial applications to agricultural field crops. These requirements do not apply to forestry applications, public health uses or to applications using dry formulations.

1. The distance of the outer most nozzles on the boom must not exceed 3/4 the length of the wingspan or rotor.
2. Nozzles must always point backward parallel with the air stream and never be pointed downwards more than 45 degrees. Where states have more stringent regulations, they should be observed.

The applicator should be familiar with and take into account the information covered in the [Aerial Drift Reduction Advisory Information](#).

Importance of Droplet Size

The most effective way to reduce drift potential is to apply large droplets. The best drift management strategy is to apply the largest droplets that provide sufficient coverage and control. Applying larger droplets reduces drift potential, but will not prevent drift if applications are made improperly, or under unfavorable environmental conditions (see Wind, Temperature and Humidity, and Temperature Inversion section of this label).

Controlling Droplet Size

Volume: Use high flow rate nozzles to apply the highest practical spray volume. Nozzles with higher rated flows produce larger droplets.

Pressure: Use the lower spray pressures recommended for the nozzle. Higher pressure reduces droplet size and does not improve canopy penetration. When higher flow rates are needed, use higher flow rate nozzles instead of increasing pressure.

Number of nozzles: Use the minimum number of nozzles that provide uniform coverage.

Nozzle Orientation: Orienting nozzles so that the spray is released backwards, parallel to the airstream will produce larger droplets than other orientations. Significant deflection from the horizontal will reduce droplet size and increase drift potential.

Nozzle Type: Use a nozzle type that is designed for the intended application. With most nozzle types, narrower spray angles produce larger droplets. Consider using low-drift nozzles. Solid stream nozzles oriented straight back produce larger droplets than other nozzle types.

Boom Length: For some use patterns, reducing the effective boom length to less than 3/4 of the wingspan or rotor length may further reduce drift without reducing swath width.

Application: Applications should not be made at a height greater than 10 feet above the top of the largest plants unless a greater height is required for aircraft safety. Making applications at the lowest height that is safe reduces exposure of droplets to evaporation and wind.

Swath Adjustment

When applications are made with a cross-wind, the swath will be displaced downwind. Therefore, on the up and downwind edges of the field, the applicator must compensate for this displacement by adjusting the path of the aircraft upwind. Swath adjustment distance should increase, with increasing drift potential (higher wind, smaller drops, etc.).

Wind

Drift potential is lowest between wind speeds of 2 to 10 mph. However, many factors, including droplet size and equipment type determine drift potential at any given speed. Application should be avoided below 2 mph due to variable wind direction and high inversion potential. Note: Local terrain can influence wind patterns. Every applicator should be familiar with local wind patterns and how they affect drift.

(continued)

SPRAY DRIFT MANAGEMENT (continued)

Temperature and Humidity

When making applications in low relative humidity, set up equipment to produce larger droplets to compensate for evaporation. Droplet evaporation is most severe when conditions are both hot and dry.

Temperature Inversions

Applications should not occur during a temperature inversion, because drift potential is high. Temperature inversions restrict vertical air mixing, which causes small suspended droplets to remain in a concentrated cloud. This cloud can move in unpredictable directions due to the light variable winds common during inversions. Temperature inversions are characterized by increasing temperatures with altitude and are common on nights with limited cloud cover and light to no wind. They begin to form as the sun sets and often continue into the morning. Their presence can be indicated by ground fog; however, if fog is not present, inversions can also be identified by the movement of smoke from a ground source or an aircraft smoke generator. Smoke that layers and moves laterally in a connected cloud (under low wind conditions) indicates an inversion, while smoke that moves upwards and rapidly dissipates indicates good vertical air mixing.

Sensitive Areas

The pesticide should only be applied when the potential for drift to adjacent sensitive areas (e.g., residential areas, bodies of water, known habitat for threatened or endangered species, non-target crops) is minimal (e.g. when wind is blowing away from the sensitive areas).

Ensure uniform application--To avoid streaked, uneven or overlapped application, use appropriate marking devices.

Thoroughly wash aircraft, especially landing gear, after each day of spraying to remove residues of this product accumulated during spraying or from spills. **PROLONGED EXPOSURE OF THIS PRODUCT TO UNCOATED STEEL SURFACES MAY RESULT IN CORROSION AND POSSIBLE FAILURE OF THE PART. LANDING GEAR ARE MOST SUSCEPTIBLE.** The maintenance of an organic coating (paint), which meets aerospace specification MIL-C-38413, may prevent corrosion.

This product plus Oust®, Banvel®, dicamba or 2,4-D tank mixtures may not be applied by air in California.

BROADCAST EQUIPMENT

For control of annual or perennial weeds listed on this label using broadcast equipment--Use the recommended rates of this product in 3 to 40 gallons of water per acre as a broadcast spray unless otherwise specified on this label. See the "WEEDS CONTROLLED" section of this label for specific rates. As density of weeds increases, spray volume should be increased within the recommended range to ensure complete coverage. Carefully select proper nozzle to avoid spraying a fine mist. For best results with ground application equipment, use flat fan nozzles. Check for even distribution of spray droplets.

CONTROLLED DROPLET APPLICATION (CDA)

The rate of this product applied per acre by vehicle-mounted CDA equipment must not be less than the amount recommended in this label when applied by conventional broadcast equipment. For vehicle-mounted CDA equipment, apply 3 to 15 gallons of water per acre.

For the control of labeled annual weeds with hand-held CDA units, apply a 20 percent solution of this product at a flow rate of 2 fluid ounces per minute and a walking speed of 1.5 MPH (1 quart per acre). For the control of labeled perennial weeds, apply a 20 to 40 percent solution of this product at a flow rate of 2 fluid ounces per minute and a walking speed of 0.75 mph (2 to 4 quarts per acre).

Controlled droplet application equipment produces a spray pattern which is not easily visible. Extreme care must be exercised to avoid spray or drift contacting the foliage or any other green tissue of desirable vegetation, as damage or destruction may result.

HAND-HELD and HIGH-VOLUME EQUIPMENT

Use Coarse Sprays Only.

Mix this product in clean water and apply to foliage of vegetation to be controlled. For applications made on a spray-to-wet basis, spray coverage should be uniform and complete. Do not spray to the point of runoff.

For control of annual weeds listed on this label, apply a 0.5 percent solution of this product to weeds less than 6 inches in height or runner length. Apply prior to seedhead formation in grass or bud formation in broadleaf weeds. Allow three or more days before tillage or mowing.

For annual weeds over 6 inches tall, use a 1 percent solution. For best results, use a 2 percent solution on harder-to-control perennials, such as bermudagrass, dock, field bindweed, hemp dogbane, milkweed and Canada thistle.

When using application methods which result in less than complete coverage, use a 5 percent solution for annual and perennial weeds and a 5 to 10 percent solution for woody brush and trees.

Prepare the desired volume of spray solution by mixing the amount of this product in water as shown in the following table:

Spray Solution

AMOUNT OF CREDIT DUO EXTRA HERBICIDE						
Desired Volume	1/2%	1%	1-1/2%	2%	5%	10%
1 gal.	2/3 oz.	1-1/3 oz.	2 oz.	2-2/3 oz.	6-1/2 oz.	13 oz.
25 gal.	1 pt.	1 qt.	1-1/2 qt.	2 qt.	5 qt.	10 qt.
100 gal.	2 qt.	1 gal.	1-1/2 gal.	2 gal.	5 gal.	10 gal.

2 tablespoons = 1 fluid ounce

For use in knapsack sprayers, it is suggested that the recommended amount of this product be mixed with water in a larger container. Fill sprayer with the mixed solution.

SELECTIVE EQUIPMENT

This product may be applied through a recirculating spray system, a shielded applicator, or a wiper applicator after dilution and thorough mixing with water to listed weeds growing in any noncrop site specified on this label and only when specifically recommended in cropping systems.

- A recirculating spray system directs the spray solution onto weeds growing above desirable vegetation, while spray solution not intercepted by weeds is collected and returned to the spray tank for reuse.
- A shielded applicator directs the herbicide solution onto weeds, while shielding desirable vegetation from the herbicide.
- A wiper applicator applies the herbicide solution onto weeds by rubbing the weed with an absorbent material containing the herbicide solution.

AVOID CONTACT WITH DESIRABLE VEGETATION.

Contact of the herbicide solution with the desirable vegetation may result in damage or destruction. Applicators used above desired vegetation should be adjusted so that the lowest spray stream or wiper contact point is at least 2 inches above the desirable vegetation. Droplets, mist, foam, or splatter of the herbicide solution settling on desirable vegetation may result in discoloration, stunting or destruction.

Applications made above the crops (such as wiper applications) should be made when the weeds are a minimum of 6 inches above the desirable vegetation. Better results may be obtained when more of the weed is exposed to the herbicide solution. Weeds not contacted by the herbicide solution will not be affected. This may occur in dense clumps, severe infestations or when the height of the weeds varies so that not all weeds are contacted. In these instances, repeat treatment may be necessary.

SHIELDED APPLICATORS

When applied as directed under conditions described for shielded applicators, this product will control those weeds listed in the "WEEDS CONTROLLED" section of this label.

Use the following equation to convert from a broadcast rate per acre to a band rate per acre.

$$\begin{array}{lclclcl} \text{Band width in inches} & \times & \text{Herbicide Broadcast RATE} & = & \text{Herbicide Band RATE} \\ \text{Row width in inches} & & \text{per acre} & & \text{per acre} \\ \text{Band width in inches} & \times & \text{Broadcast VOLUME of} & = & \text{Band VOLUME} \\ \text{Row width in inches} & & \text{solution per acre} & & \text{of solution per acre} \end{array}$$

Use nozzles that provide uniform coverage within the treated area. Keep shields on shielded sprayers adjusted to protect desirable vegetation. EXTREME CARE MUST BE EXERCISED TO AVOID CONTACT WITH DESIRABLE VEGETATION.

For specific rates of application and instructions for control of various annual and perennial weeds, see the "WEEDS CONTROLLED" section of this label.

WIPER APPLICATORS

Wiper applicators are devices that physically wipe appropriate amounts of this product directly onto the weed.

Equipment must be designed, maintained and operated to prevent the herbicide solution from contacting desirable vegetation. Operate this equipment at ground speeds no greater than 5 mph. Performance may be improved by reducing speed in areas of heavy weed infestations to ensure adequate wiper saturation. Better results may be obtained if 2 applications are made in opposite directions.

Avoid leakage or dripping onto desirable vegetation. Adjust height of applicator to ensure adequate contact with weeds. Keep wiping surfaces clean. Be aware that, on sloping ground, the herbicide solution may migrate, causing dripping on the lower end and drying of the wicks on the upper end of a wiper applicator.

Do not use wiper equipment when weeds are wet.

Mix only the amount of solution to be used during a 1-day period, as reduced activity may result from use of leftover solutions. Clean wiper parts immediately after using this product by thoroughly flushing with water.

Do not add surfactant to the herbicide solution.

For Rope or Sponge Wick Applicators--Mix 1 gallon of this product in 2 gallons of water to prepare a 33 percent solution. Apply this solution to weeds listed in this "WIPER APPLICATORS" section.

For Porous-Plastic Applicators--Solutions ranging from 33 to 100 percent of this product in water may be used in porous-plastic wiper applicators.

When applied as recommended under the conditions described for "WIPER APPLICATORS", this product controls the following weeds:

ANNUAL GRASSES

Corn

Zea mays

Panicum, Texas

Panicum texanum

Rye, common

Secale cereale

Shattercane

Sorghum bicolor

ANNUAL BROADLEAVES

Sicklepod

Cassia obtusifolia

Spanishneedles

Bidens bipinnata

Starbur, bristly

Acanthospermum hispidum

When applied as recommended under the conditions described for "WIPER APPLICATORS", this product SUPPRESSES the following weeds:

ANNUAL BROADLEAVES

Beggarweed, Florida

Desmodium illinoense

Ragweed, common

Ambrosia artemisiifolia

Thistle, musk

Carduus nutans

Dogfennel

Eupatorium capilliflorum

Ragweed, giant

Ambrosia trifida

Velvetleaf

Abutilon theophrasti

Pigweed, redroot

Amaranthus retroflexus

Sunflower

Helianthus annuus

PERENNIAL GRASSES

Bermudagrass

Cynodon dactylon

Johnsongrass

Sorghum halepense

Vaseygrass

Paspalum urvillei

Guineagrass

Panicum maximum

Smutgrass

Sporobolus poiretii

PERENNIAL BROADLEAVES

Dogbane, hemp

Apocynum cannabinum

Nightshade, silverleaf

Solanum elaeagnifolium

Thistle, Canada

Cirsium arvense

Milkweed

Asclepias syriaca

WEEDS CONTROLLED

This herbicide controls many annual and perennial grasses and broadleaf weeds.

ANNUAL WEEDS

- Apply to actively growing grass and broadleaf weeds.
- Allow at least 3 days after treatment before tillage.
- For maximum agronomic benefit, apply when weeds are 6 inches or less in height.
- To prevent seed production, applications should be made prior to seedhead formation.
- This product does not provide residual control; therefore, delay application until maximum weed emergence. Repeat treatments may be necessary to control later germinating weeds.

LOW-VOLUME BROADCAST APPLICATION (LOW-RATE TECHNOLOGY)

When applied as directed under the conditions described, this product will control the weeds listed below when:

1. Water carrier volumes of 3 to 10 gallons per acre for ground applications and 3 to 5 gallons per acre for aerial applications are recommended. (See the "AERIAL APPLICATION" section of this label for approved sites.)

NOTE

- The addition of 2 percent dry ammonium sulfate by weight or 17 pounds per 100 gallons of water may increase the performance of this product on annual weeds. The improvement in performance may be apparent where environmental stress is a concern. Refer to the "MIXING, ADDITIVES and APPLICATION INSTRUCTIONS" section of this label.
- Do not tank-mix with soil residual herbicides when using these rates unless otherwise specified.
- For weeds that have been mowed, grazed or cut, allow regrowth to occur prior to treatment.
- Refer to the "TANK MIXTURES" portion of this section for control of additional broadleaf weeds.

WEED SPECIES	MAXIMUM HEIGHT/LENGTH	RATE PER ACRE* (Fluid Ounces)
Foxtail <i>Setaria spp.</i>	12"	8 oz.
Barneyardgrass <i>Echinochloa crus-galli</i>	6" (0 to 4")	12 oz. 16 oz. ¹⁾
Bluegrass, annual <i>Poa annua</i>	(4 to 6")	24 oz. ¹⁾
Brome, downy** <i>Bromus tectorum</i>		
Mustard, blue <i>Chorispora tenella</i>		
Mustard, tansy <i>Descurainia pinnata</i>		
Mustard, tumble <i>Sisymbrium altissimum</i>		
Mustard, wild <i>Sinapis arvensis</i>		
Spurry, umbrella <i>Holosteum umbellatum</i>		
Barley <i>Hordeum vulgare</i>	12"	
Rye <i>Secale cereale</i>		
Shattercane <i>Sorghum bicolor</i>		
Stinkgrass <i>Eragrostis ciliaris</i>		
Wheat <i>Triticum aestivum</i>	18"	
Morningglory <i>Ipomoea spp.</i>	2"	16 oz.
Sicklepod <i>Cassia obtusifolia</i>		
Bluegrass, bulbous <i>Poa bulbosa</i>	6"	
Cheat <i>Bromus secalinus</i>		
Chickweed, common <i>Stellaria media</i>		
Chickweed, mouseear <i>Cerastium vulgatum</i>		
Corn <i>Zea mays</i>		
Goatgrass, jointed <i>Aegilops cylindrica</i>		

WEED SPECIES	MAXIMUM HEIGHT/LENGTH	RATE PER ACRE* (Fluid Ounces)
Groundsel, common <i>Senecio vulgaris</i>	6"	16 oz.
Henbit <i>Lamium amplexicaule</i>		
Horseweed/Marestail <i>Conyza canadensis</i>		
Lambsquarters, common <i>Chenopodium album</i>		
Pennycress, field <i>Fanweed</i> <i>Thlaspi arvense</i>		
Rocket, London <i>Sisymbrium irio</i>		
Ryegrass, Italian <i>Lolium multiflorum</i>		
Shepherdspurse <i>Capsella bursa-pastoris</i>		
Spurge, annual <i>Euphorbia spp.</i>		
Buttercup <i>Ranunculus spp.</i>	12"	
Cocklebur <i>Xanthium strumarium</i>		
Crabgrass <i>Digitaria spp.</i>		
Dwarf dandelion <i>Krigia cespitosa</i>		
Falseflax, smallseed <i>Camelina microcarpa</i>		
Foxtail, Carolina <i>Alopecurus carolinianus</i>		
Johnsongrass, seedling <i>Sorghum halepense</i>		
Oats, wild <i>Avena fatua</i>		
Panicum, fall <i>Panicum dichotomiflorum</i>		
Panicum, Texas <i>Panicum texanum</i>		
Pigweed, redroot <i>Amaranthus retroflexus</i>		
Pigweed, smooth <i>Amaranthus hybridus</i>		
Witchgrass <i>Panicum capillare</i>		
Sicklepod <i>Cassia obtusifolia</i>	3 to 4"	24 oz
Signalgrass, broadleaf <i>Brachiaria platyphylla</i>	4"	

WEED SPECIES	MAXIMUM HEIGHT/LENGTH	RATE PER ACRE* (Fluid Ounces)
Horseweed/Marestail <i>Conyza canadensis</i>	7 to 12"	24 oz.
Lambsquarters, common <i>Chenopodium album</i>		
Spurge, annual <i>Euphorbia spp.</i>		
Rice, red <i>Oryza sativa</i>	4"	32 oz.
Teaweed <i>Sida spinosa</i>		
Sprangletop <i>Leptochloa spp.</i>	6"	
Geranium, Carolina <i>Geranium carolinianum</i>	12"	
Goosegrass <i>Eleusine indica</i>		
Primrose, cutleaf evening <i>Oenothera laciniata</i>		
Pusley, Florida <i>Richardia scabra</i>		
Sicklepod <i>Cassia obtusifolia</i>	5 to 12"	
Spanishneedles <i>Bidens bipinnata</i>		
Filaree <i>Erodium spp.</i>	12"	48 oz.
Sprangletop <i>Leptochloa spp.</i>		

¹ Use these rates to control barnyardgrass in Alabama, Arkansas, Mississippi, Missouri, Louisiana, and Texas for preplant treatments.

* For those rates less than 32 fluid ounces per acre, this product at rates up to 32 fluid ounces per acre may be used where heavy weed densities exist.

** For control in no-till systems, use 16 fluid ounces per acre.

TANK MIXTURES

Credit Duo Extra Herbicide plus BANVEL or dicamba

Credit Duo Extra Herbicide plus 2,4-D

DO NOT APPLY BANVEL, DICAMBA OR 2,4-D TANK MIXTURES BY AIR IN CALIFORNIA.

These tank mixtures are recommended for use in fallow and reduced tillage areas only. Follow use directions as given in the "LOW-VOLUME BROADCAST APPLICATION" section.

This product plus Banvel, dicamba or 2,4-D will control the annual grasses and broadleaf weeds listed for this product alone at the indicated heights (except 8 fluid ounces per acre applications), plus the following broadleaf weeds. For those weeds previously listed at 8 fluid ounces of this product alone per acre, use 12 fluid ounces in these tank mixtures.

NOTE: Refer to the specific product labels for crop rotation restrictions and precautionary statements of all products used in tank mixtures. Some crop injury may occur if Banvel or dicamba is applied within 45 days of planting. The addition of Banvel or dicamba in a mixture with this product may provide short-term residual control of selected weed species.

Apply 12 to 16 fluid ounces of this product plus 0.25 pound a.i. of Banvel or dicamba or 0.5 pound a.i. of 2,4-D, to control dense populations of the following annual broadleaf weeds when less than the height indicated:

Cocklebur (12")
Xanthium strumarium

Lettuce, prickly (6")
Lactuca serriola

Pigweed, redroot (12")
Amaranthus retroflexus

Kochia* (6")
Kochia scoparia

Marestail/Horseweed (6")
Conyza canadensis

Pigweed, smooth (12")
Amaranthus hybridus

Lambsquarters (12")
Chenopodium album

Morningglory (6")
Ipomoea spp.

Thistle, Russian (12")
Salsola kali

*Controlled with Banvel or dicamba tank mixture only.

Apply 16 fluid ounces of this product plus 0.5 pound a.i. of 2,4-D, to control the following annual broadleaf weeds when less than 6 inches in height.

Ragweed, common
Ambrosia artemisiifolia

Ragweed, giant
Ambrosia trifida

Smartweed, Pennsylvania
Polygonum pensylvanicum

Velvetleaf
Abutilon theophrasti

HIGH-VOLUME BROADCAST APPLICATIONS

When applied as directed under the conditions described, this product will control the weeds listed below when water carrier volumes are 10 to 40 gallons per acre for ground applications.

Apply 1 to 1.5 quarts of this product per acre. Use 1 quart per acre if weeds are less than 6 inches tall and 1.5 quarts per acre if weeds are over 6 inches tall. If weeds have been mowed, grazed or cut, allow adequate time for new growth to reach recommended stages prior to treatment. These rates will also provide control of weeds listed in the "LOW-VOLUME BROADCAST APPLICATION" section.

WEED SPECIES

Balsamapple*
Momordica charantia

Bassia, fivehook
Bassia hyssopifolia

Brome
Bromus spp.

Fiddleneck
Amsinckia spp.

Fleabane, hairy
Conyza bonariensis

Fleabane
Erigeron spp.

*Apply with hand-held equipment only.

Kochia
Kochia scoparia

Lettuce, prickly
Lactuca serriola

Panicum
Panicum spp.

Ragweed, common
Ambrosia artemisiifolia

Ragweed, giant
Ambrosia trifida

Smartweed, Pennsylvania
Polygonum pensylvanicum

Sowthistle, annual
Sonchus oleraceus

Sunflower
Helianthus annuus

Thistle, Russian
Salsola kali

Velvetleaf
Abutilon theophrasti

PERENNIAL WEEDS

Apply this product as follows to control or destroy most perennial weeds:

NOTE: If weeds have been mowed or tilled, do not treat until plants have resumed active growth and have reached the recommended stages.

Repeat treatments may be necessary to control weeds regenerating from underground parts or seed. Repeat treatments must be made prior to crop emergence.

The addition of 1 to 2 percent dry ammonium sulfate by weight or 8.5 to 17 pounds per 100 gallons of water may increase the performance of this product on perennial weeds. The improvement in performance may be apparent where environmental stress is a concern. Refer to the "MIXING, ADDITIVES and APPLICATION INSTRUCTIONS" section of this label.

When applied as recommended under the conditions described, this product WILL CONTROL the following PERENNIAL WEEDS:

Alfalfa
Medicago sativa

Alligatorweed*
Alternanthera philoxeroides

Anise (fennel)
Foeniculum vulgare

Artichoke, Jerusalem
Helianthus tuberosus

Bahiagrass
Paspalum notatum

Bentgrass
Agrostis spp.

Bermudagrass
Cynodon dactylon

Bermudagrass, water (knotgrass)
Paspalum distichum

Bindweed, field
Convolvulus arvensis

Bluegrass, Kentucky
Poa spp.

Blueweed, Texas
Helianthus ciliaris

Brackenfern
Pteridium aquilinum

Bromegrass, smooth
Bromus inermis

Bursage, Woollyleaf
Franseria tomentosa

Canarygrass, reed
Phalaris arundinacea

Cattail
Typha spp.

Clover, red
Trifolium pratense

Clover, white
Trifolium repens

Cogongrass
Imperata cylindrica

Dallisgrass
Paspalum dilatatum

Dandelion
Taraxacum officinale

(continued)

Dock, curly*Rumex crispus***Dogbane, hemp***Apocynum cannabinum***Fescues***Festuca spp.***Fescue, tall***Festuca arundinacea***Guineagrass***Panicum maximum***Horsenettle***Solanum carolinense***Horseradish***Armoracia rusticana***Ice plant***Mesembryanthemum crystallinum***Johnsongrass***Sorghum halepense***Kikuyugrass***Pennisetum clandestinum***Knapweed***Centaurea repens***Lantana***Lantana camara***Lespedeza***Lespedeza spp.***Milkweed***Asclepias spp.****Partial Control**

See "DIRECTIONS FOR USE" and "MIXING, ADDITIVES and APPLICATION INSTRUCTIONS" sections of this label for labeled uses and specific application instructions.

Alfalfa--Apply 1 quart of this product per acre in 3 to 10 gallons of water per acre. Make application after the last hay cutting in the fall. Allow alfalfa to regrow to a height of 6 to 8 inches or more prior to treatment. Applications should be followed with deep tillage at least 7 days after treatment, but before soil freeze-up.

Alligatorweed--Apply 4 quarts of this product per acre or apply a 1.5 percent solution with hand-held equipment to provide partial control. Apply when most of the plants are in bloom. Repeat applications will be required to maintain such control.

Anise (fennel)/Poison hemlock--Apply a 1 to 2 percent solution of this product as a spray-to-wet treatment. Optimum results are obtained when plants are treated at the bud to full-bloom stage of growth. Repeat applications may be needed in succeeding years to control plants arising from seeds.

Bentgrass--For suppression in grass seed production areas. For ground applications only, apply 1.5 quarts of this product in 10 to 20 gallons of water per acre. Ensure entire crown area has resumed growth prior to a fall application. Bentgrass should be actively growing and have at least 3 inches of growth. Tillage prior to treatment should be avoided. Tillage 7 to 10 days after ap-plication is recommended for best results. Failure to use tillage after treatment may result in unacceptable control.

Bermudagrass--For control, apply 5 quarts of this product per acre. For partial control, apply 3 quarts per acre. Treat when bermudagrass is actively growing and seedheads are present. Retreatment may be necessary to maintain control. Allow 7 or more days after application before tillage.

Bermudagrass, water (knotgrass)--Apply 1.5 quarts of this product in 5 to 10 gallons of water per acre. Apply when water bermudagrass is actively growing and 12 to 18 inches in length. Allow 7 or more days before tilling, flushing or flooding the field. Fall applications only -- Apply 1 quart of this product in 5 to 10 gallons of water per acre. Fallow fields should be tilled prior to application. Apply prior to frost on water bermudagrass that is actively growing and 12 to 18 inches in length. Allow 7 or more days before tillage.

Bindweed, field--For control, apply 4 to 5 quarts of this product per acre west of the Mississippi River and 3 to 4 quarts east of the Mississippi River. Apply when the weeds are actively growing and are at or beyond full bloom. Do not treat when weed is under drought stress as good soil moisture is necessary for active growth. For best results, apply in late summer or fall. Fall treatments must be applied before a killing frost. Allow 7 or more days after application before tillage.

Muhly, wirestem*Muhlenbergia frondosa***Mullein, common***Verbascum thapsus***Napiergrass***Pennisetum purpureum***Nightshade, silverleaf***Solanum elaeagnifolium***Nutsedge; purple, yellow***Cyperus rotundus**Cyperus esculentus***Orchardgrass***Dactylis glomerata***Pampasgrass***Cortaderia spp.***Paragrass***Brachiaria mutica***Phragmites****Phragmites spp.***Poison hemlock***Conium maculatum***Quackgrass***Agropyron repens***Redvine****Brunnichia ovata***Reed, giant***Arundo donax***Ryegrass, perennial***Lolium perenne***Smartweed, swamp***Polygonum coccineum***Spurge, leafy****Euphorbia esula***Starthistle, yellow***Centaurea solstitialis***Sweet potato, wild****Ipomoea pandurata***Thistle, Canada***Cirsium arvense***Thistle, artichoke***Cynara cardunculus***Timothy***Phleum pratense***Torpedograss****Panicum repens***Trumpet creeper****Campsis radicans***Vaseygrass***Paspalum urvillei***Velvetgrass***Holcus spp.***Wheatgrass, western***Agropyron smithii*

Also for control, apply 2 quarts of this product plus 0.5 pound a.i. of Banvel or dicamba in 10 to 20 gallons of water per acre. At these rates, apply using ground application only.

The following tank mixtures with 2,4-D may be applied using aerial application equipment (except in California) in fallow and reduced tillage systems only.

For suppression on irrigated agricultural land, apply 1 to 2 quarts of this product plus 1 pound a.i. of 2,4-D in 10 to 20 gallons of water per acre with ground equipment only. Applications should be made following harvest or in fall fallow ground when the bindweed is actively growing and the majority of runners are 12 inches or more in length. The use of at least one irrigation will promote active bindweed growth.

For suppression, apply 16 fluid ounces of this product plus 0.5 pound a.i. of 2,4-D in 3 to 10 gallons of water per acre for ground applications and 3 to 5 gallons of water per acre for aerial applications. Applications should be delayed until maximum emergence has occurred and when vines are between 6 to 18 inches in length.

In California only, apply 1 to 5 quarts of this product per acre. Actual rate needed for suppression or control will vary within this range depending on local conditions.

For suppression on irrigated land where annual tillage is performed, apply 1 quart of this product in 3 to 10 gallons of water per acre. Apply to actively growing bindweed that has reached a length of 12 inches or greater. Allow maximum weed emergence and runner growth. Do not treat when weeds are under drought stress as good soil moisture is necessary for active growth. Allow 3 or more days after application before tillage.

Bluegrass, Kentucky/Bromegrass, smooth/Orchardgrass--Apply 2 quarts of this product in 10 to 40 gallons of water per acre when the grasses are actively growing and most plants have reached boot-to-early seedhead stage of development. For partial control in pasture or hay crop renovation, apply 1 to 1.5 quarts of this product in 3 to 10 gallons of water per acre. Apply to actively growing plants when most have reached 4 to 12 inches in height. Allow 7 or more days after application before tillage.

Orchardgrass (sods going to no-till corn)--Apply 1 to 1.5 quarts of this product per acre in 3 to 10 gallons of water per acre. Apply to orchardgrass that is a minimum of 12 inches tall for spring applications and 6 inches tall for fall applications. Allow at least 3 days following application before planting. A sequential application of atrazine will be necessary for optimum results.

Blueweed, Texas--Apply 4 to 5 quarts of this product per acre west of the Mississippi River and 3 to 4 quarts per acre east of the Mississippi River. Apply when weed is actively growing and is at or beyond full bloom. Do not treat when weed is under drought stress as good soil moisture is necessary for active growth. New leaf development indicates active growth. For best results, apply in late summer or fall. Fall treatments must be applied before a killing frost. Allow 7 or more days after application before tillage.

Brackenfern--Apply 3 to 4 quarts of this product per acre as a broadcast spray or as a 1 to 1.5 percent solution with hand-held equipment. Apply to fully expanded fronds which are at least 18 inches long.

Bursage, Woollyleaf--For control, apply 2 quarts of this product plus 0.5 lb. a. i. of Banvel or dicamba per acre. For partial control, apply 1 quart of this product plus 0.5 lb. a. i. of Banvel or dicamba per acre. Apply when plants are producing new active growth which has been initiated by moisture for at least 2 weeks and when plants are at or beyond flowering.

Canarygrass, reed/Timothy/Wheatgrass, western--Apply 2 to 3 quarts of this product per acre. For best results, apply to actively growing plants when most have reached the boot-to-head stage of growth. Allow 7 or more days after application before tillage.

Cogongrass--Apply 3 to 5 quarts of this product in 10 to 40 gallons of water per acre. Apply when Cogongrass is at least 18 inches tall and actively growing in late summer or fall. Allow 7 or more days after application before tillage or mowing. Due to uneven stages of growth and the dense nature of vegetation preventing good spray coverage, repeat treatments may be necessary to maintain control.

Dandelion/Dock, curly--Apply 3 to 5 quarts of this product per acre when plants are actively growing and most have reached the early bud stage of growth. Allow 7 or more days after application before tillage.

Also for control, apply 16 fluid ounces of this product plus 0.5 pound a.i. 2,4-D in 3 to 10 gallons of water per acre.

Dogbane, hemp--Apply 4 quarts of this product per acre. Apply when actively growing and when most weeds have reached the late bud to flower stage of growth. Following crop harvest or mowing, allow weeds to regrow to a mature stage prior to treatment. For best results, apply in late summer or fall. Allow 7 or more days after application before tillage.

For suppression, apply 16 fluid ounces of this product plus 0.5 pound a.i. of 2,4-D in 3 to 10 gallons of water per acre for ground applications and 3 to 5 gallons of water per acre for aerial applications. Delay applications until maximum emergence of dogbane has occurred.

Fescue, tall--Apply 3 quarts of this product in 10 to 40 gallons of water per acre to actively growing plants when most have reached boot-to-early seedhead stage of development.

Fall applications only--Apply 1 quart of this product in 3 to 10 gallons of water per acre. Apply to fescue in the fall when actively growing and plants have 6 to 12 inches of new growth. Allow 7 or more days after application before tillage. A sequential application of 1 pint per acre of this product will improve long-term control and control seedlings germinating after fall treatments or the following spring.

Guineagrass--Apply 3 quarts of this product per acre or use a 1 percent solution with hand-held equipment. Apply to actively growing guineagrass when most has reached at least the 7-leaf stage of growth. Ensure thorough coverage when using hand-held equipment. Allow 7 or more days after application before tillage.

Johnsongrass/Ryegrass, perennial--Apply 1 to 3 quarts of this product per acre. In annual cropping systems apply 1 to 2 quarts of this product per acre. Apply 1 quart of this product in 3 to 10 gallons of water per acre. Use 2 quarts of this product when applying 10 to 40 gallons of water per acre. In noncrop, or areas where annual tillage (no-till) is not performed, apply 2 to 3 quarts of this product in 10 to 40 gallons of water per acre. For best results, apply to actively growing plants when most have reached the boot-to-head stage of growth or in the fall prior to frost. Allow 7 or more days after application before tillage. Do not tank-mix with residual herbicides when using the 1 quart per acre rate.

For burndown of Johnsongrass, apply 1 pint per acre in 3 to 10 gallons of water per acre before the plants reach a height of 12 inches. For this use, allow at least 3 days after treatment before tillage.

Spot treatment (partial control or suppression)--Apply a 1 percent solution of this product when Johnsongrass is 12 to 18 inches in height. Coverage should be uniform and complete.

Kikuyugrass--Apply 2 to 3 quarts of this product per acre. Spray when most kikuyugrass is at least 8 inches in height (3 or 4-leaf stage of growth) and actively growing. Allow 3 or more days after application before tillage.

Knapweed/Horseradish--Apply 4 quarts of this product per acre. Apply when actively growing and when most weeds have reached the late bud to flower stage of growth. Following crop harvest or mowing, allow weeds to regrow to a mature stage prior to treatment. For best results, apply in late summer or fall. Allow 7 or more days after application before tillage.

Lantana--Apply this product as a 1 to 1.25 percent solution using hand-held equipment only. Apply to actively growing lantana at or beyond the bloom stage of growth. Use the higher application rate for plants that have reached the woody stage of growth. Allow 7 or more days after application before tillage.

Milkweed, common--Apply 3 quarts of this product per acre. Apply when actively growing and most of the milk-weed has reached the late bud to flower stage of growth. Following small grain harvest or mowing, allow milkweed to regrow to a mature stage prior to treatment. Allow 7 or more days after application before tillage.

Muhly, wirestem--Apply 1 to 2 quarts of this product per acre. Use 1 quart of this product in 3 to 10 gallons of water per acre. Use 2 quarts of this product when applying 10 to 40 gallons of water per acre or in pasture, sod, or noncrop areas. Spray when the wirestem muhly is 8 inches or more in height and actively growing. Do not till between harvest and fall applications or in the fall or spring prior to spring applications. Allow 3 or more days after application before tillage. This product will not provide residual control of wirestem muhly from seeds which germinate after application of this product. Do not tank mix with residual herbicides when using the 1 quart per acre rate.

Nightshade, silverleaf--For control, apply 2 quarts of this product in 3 to 10 gallons of water per acre. Applications should be made when at least 60 percent of the plants have berries. Fall treatments must be applied before a killing frost. Allow 7 or more days after application before tillage. Do not treat when weed is under drought stress as good soil moisture is necessary for active growth.

Nutsedge; purple, yellow--Apply 3 quarts of this product per acre as a broadcast spray, or apply a 1 to 2 percent solution from hand-held equipment to control existing nutsedge plants and immature nutlets attached to treated plants. Treat when plants are in flower or when new nutlets can be found at rhizome tips. Nutlets which have not germinated will not be controlled and may germinate following treatment. Repeat treatments will be required for long-term control of ungerminated tubers.

Sequential applications of 1 to 2 quarts of this product in 3 to 10 gallons of water per acre will provide control. Make applications when a majority of the plants are in the 3 to 5-leaf stage (less than 6 inches tall). Repeat this application, as necessary, when newly emerging plants reach the 3 to 5-leaf stage. Subsequent applications will be necessary for long-term control.

For suppression to partial control of existing plants, apply 1 pint to 2 quarts of this product per acre in 3 to 40 gallons of water per acre. Treat when plants have 3 to 5 leaves and most are less than 6 inches tall. Repeat treatments will be required to control subsequent emerging plants or regrowth of existing plants. Wait 7 days after treatment before tillage or mowing.

Pampasgrass/Ice plant--Apply this product as a 1.5 to 2 percent solution using hand-held equipment. Apply to plants that are actively growing. Pampasgrass should be at or beyond the boot stage of growth. Thorough coverage is necessary for best control.

Phragmites--For partial control of phragmites in Florida and the counties of other states bordering the Gulf of Mexico, apply 5 quarts per acre as a broadcast spray or apply a 2 percent solution from hand-held equipment. In other areas of the U.S., apply 3 quarts per acre as a broadcast spray or apply a 1 percent solution from hand-held equipment for partial control. For best results, treat during late summer or fall months or when plants are actively growing and in full bloom. Treatment before or after this stage may lead to reduced control. Due to the dense nature of the vegetation, which may prevent good spray coverage or uneven stages of growth, repeat treatments may be necessary to maintain control. Visual control symptoms will be slow to develop.

Quackgrass--In Annual Cropping Systems, or in Pastures and Sodds Followed by Deep Tillage: Apply 1 to 2 quarts of this product per acre. For the 1 quart rate, apply in 3 to 10 gallons of water per acre. For the 2 quart rate, apply in 10 to 40 gallons of water per acre. Do not tank mix with residual herbicides when using the 1 quart rate. Spray when quackgrass is 6 to 8 inch-

es in height and actively growing. Do not till between harvest and fall applications or in fall or spring prior to spring application. Allow 3 or more days after application before tillage. In pastures or sods, for best results use a moldboard plow.

Quackgrass--Pasture or Sod or Other Noncrop Areas Where Deep Tillage is Not Planned Following Application: Apply 2 to 3 quarts in 10 to 40 gallons of water per acre. Spray when the quackgrass is greater than 8 inches tall and actively growing. Do not till between harvest and fall application or in fall or spring prior to spring application. Allow 3 or more days after application before tillage.

Redvine--For suppression, apply 24 fluid ounces of this product per acre at each of two applications 7 to 14 days apart on a single application of 2 quarts per acre. Apply recommended rates in 5 to 10 gallons of water per acre. Apply in late September or early October to actively growing plants, which are at least 18 inches tall and have been growing 45 to 60 days since the last tillage operation. Make applications at least 1 week before a killing frost.

Reed, giant--For control of giant reed, apply a 2 percent solution of this product when plants are actively growing. Best results are obtained when applications are made in late summer to fall.

Smartweed, swamp--Apply 3 to 5 quarts of this product per acre when plants are actively growing and most have reached the early bud stage of growth. Allow 7 or more days after application before tillage.

Also for control, apply 16 fluid ounces of this product plus 0.5 pound active ingredient of 2,4-D in 3 to 10 gallons of water per acre in the late summer or fall. Apply when plants are actively growing and most have reached the early bud stage of growth. Allow 7 or more days after application before tillage.

Spurge, leafy--For suppression, apply 16 fluid ounces of this product plus 0.5 pound active ingredient 2,4-D in 3 to 10 gallons of water per acre in the late summer or fall. Apply when plants are actively growing. If mowing has occurred prior to treatment, apply when most of the plants are 12 inches tall. Allow 7 or more days after application before tillage.

Starthistle, yellow--Best results are obtained when applications are made during periods of active growth, including the rosette, bolting and early flower stages. For spray-to-wet applications, apply this product as a 2 percent solution. For broadcast applications, apply 2 quarts per acre in 10 to 40 gallons per acre of water carrier.

Sweet Potato, wild/Thistle, artichoke--Apply this product as a 2 percent solution using hand-held equipment. Apply to actively growing weeds that are at or beyond the bloom stage of growth. Repeat applications may be required. Allow the plant to reach the recommended stage of growth before retreatment. Allow 7 or more days before tillage.

Thistle, Canada--Apply 2 to 3 quarts of this product per acre. Apply to actively growing thistles when most are at or beyond the bud stage of growth. After harvest, mowing or tillage in the late summer or fall, allow at least 4 weeks for initiation of active growth and rosette development prior to the application of this product. Fall treatments must be applied before a killing frost. Allow 3 or more days after application before tillage.

For suppression of Canada thistle, apply 1 quart per acre of this product, or 1 pint of this product plus 0.5 pound a.i. 2,4-D per acre, in 3 to 10 gallons of water per acre in the late summer or fall after harvest, mowing or tillage. Allow rosette regrowth to a minimum of 6 inches in diameter before treating. Applications can be made as long as leaves are still green and plants are actively growing at the time of application. Allow 3 or more days after application before tillage.

Torpedograss--Apply 4 to 5 quarts of this product per acre to provide partial control of torpedograss. Apply to actively growing torpedograss when most plants are at or beyond the seedhead stage of growth. Repeat applications will be required to maintain control. Fall treatments must be applied before frost. Allow 7 or more days after application before tillage.

Trumpet creeper--For control, apply 2 quarts of this product per acre in 5 to 10 gallons of water per acre. Apply to actively growing plants in late September or October, which are at least 18 inches tall and have been growing 45 to 60 days since the last tillage operation. Make applications at least 1 week before a killing frost.

Other perennials listed on this label--Apply 3 to 5 quarts of this product per acre. Apply when actively growing and most have reached early head or early bud stage of growth. Allow 7 or more days after application before tillage.

WOODY BRUSH AND TREES

When applied as recommended under the conditions described, this product CONTROLS or PARTIALLY CONTROLS the following woody brush, plants and trees:

Alder

Alnus spp.

Ash*

Fraxinus spp.

Aspen, quaking

Populus tremuloides

Bearmat (Bearclover)

Chamaebatia foliolosa

Beech

Fagus grandifolia

Birch

Betula spp.

Blackberry

Rubus spp.

Blackgum

Nyssa spp.

Bracken

Peridium spp.

Broom:

French

Cytisus monspessulanus

Scotch

Cytisus scoparius

Buckwheat, California*

Eriogonum fasciculatum

Cascara*

Rhamnus purshiana

WOODY BRUSH AND TREES (continued)**Catsclaw****Acacia greggi***Ceanothus****Ceanothus spp.***Chamise***Adenostoma fasciculatum***Cherry:****Bitter***Prunus emarginata***Black***Prunus serotina***Pin***Prunus pensylvanica***Coyote brush***Baccharis consanguinea***Creeper, Virginia****Parthenocissus quinquefolia***Dewberry***Rubus trivialis***Dogwood****Cornus spp.***Elderberry***Sambucus spp.***Elm****Ulmus spp.***Eucalyptus***Eucalyptus spp.***Gorse***Ulex europaeus***Hasardia****Haplopappus squamosus***Hawthorn***Crataegus spp.***Hazel***Corylus spp.***Hickory****Carya spp.***Holly, Florida/Brazilian Peppertree****Schinus terebinthifolius***Honeysuckle***Lonicera spp.***Hornbeam, American****Carpinus caroliniana***Kudzu***Pueraria lobata***Locust, black****Robinia pseudoacacia***Madrone***Arbutus menziesii***Manzanita***Arctostaphylos spp.***Maple:****Red*****Acer rubrum***Sugar***Acer saccharum***Vine****Acer circinatum***Monkey Flower****Mimulus guttatus***Oak:****Black****Quercus velutina***Northern Pin***Quercus palustris***Post***Quercus stellata***Red***Quercus rubra***Southern Red***Quercus falcata***White****Quercus alba***Persimmon****Diospyros spp.***Pine***Pinus spp.***Poison Ivy***Rhus radicans***Poison Oak***Rhus toxicodendron***Poplar, yellow****Liriodendron tulipifera***Raspberry***Rubus spp.***Redbud, eastern***Cercis canadensis***Rose, multiflora***Rosa multiflora***Russian-olive***Elaeagnus angustifolia***Sage; black, white***Salvia spp.***Sagebrush, California***Artemisia californica***Salmonberry***Rubus spectabilis***Salt cedar***Tamarix spp.***Sassafras***Sassafras albidum***Sourwood***Oxydendrum arboreum***Sumac:****Poison****Rhus vernix***Smooth****Rhus glabra***Winged****Rhus copallina***Sweetgum***Liquidambar styraciflua***Swordfern****Polystichum munitum***Tallowtree, Chinese***Sapium sebiferum***Tan Oak***Lithocarpus densiflorus***Thimbleberry***Rubus parviflorus***Tobacco, tree****Nicotiana glauca***Trumpet creeper***Campsis radicans***Waxmyrtle, southern****Myrica cerifera***Willow***Salix spp.*

* Partial control

** See below for control or partial control instructions.

NOTE: If brush has been mowed or tilled or trees have been cut, treatment will not be effective until regrowth has reached the recommended stages of growth.

Apply this product when plants are actively growing and, unless otherwise directed, after full leaf expansion. Use the higher rate for larger plants and/or dense areas of growth. On vines, use the higher rate for plants that have reached the woody stage of growth. Best results are obtained when application is made in late summer or fall after fruit formation.

In arid areas, best results are obtained when application is made in the spring to early summer when brush species are at high moisture content and are flowering.

Ensure thorough coverage when using hand-held equipment. Symptoms may not appear prior to frost or senescence with fall treatments.

Allow 7 or more days after application before tillage, mowing or removal. Repeat treatments may be necessary to control plants regenerating from underground parts or seed. Some autumn colors on undesirable deciduous species are acceptable provided no major leaf drop has occurred. Reduced performance may result if fall treatments are made following a frost.

See "DIRECTIONS FOR USE" and "MIXING, ADDITIVES and APPLICATION INSTRUCTIONS" sections of this label for labeled uses and specific application instructions.

Apply this product as follows to control or partially control the following woody brush and trees.

Alder/Dewberry/Honeysuckle/Post Oak/Raspberry--For control, apply 3 to 4 quarts per acre of this product as a broadcast spray or as a 1 to 1.5 percent solution with hand-held equipment.

Aspen, quaking/Cherry: bitter, black, pin/Hawthorn/Oak, southern red/Sweetgum/Trumpet creeper--For control, apply 2 to 3 quarts of this product per acre as a broadcast spray or as a 1 to 1.5 percent solution with hand-held equipment.

Birch/Elderberry/Hazel/Salmonberry/Thimbleberry--For control, apply 2 quarts per acre of this product as a broadcast spray or as a 1 percent solution with hand-held equipment.

Blackberry--For control, apply 3 to 4 quarts per acre of this product as a broadcast spray, or 1 to 1.5 percent solution with hand-held equipment. Make application after plants have reached full leaf maturity. Best results are obtained when applications are made in late summer or fall. After berries have set or dropped in late fall, blackberry can be controlled by applying a 3/4 percent solution of this product with hand-held equipment. For control of blackberries after leaf drop and until killing frost or as long as stems are green, apply 3 to 4 quarts of this product in 10 to 40 gallons of water per acre.

Broom: French, Scotch--For control, apply a 1.5 to 2 percent solution with hand-held equipment.

Buckwheat, California/Hasardia/Monkey Flower/Tobacco, tree--For partial control of these species, apply a 1 to 2 percent solution of this product as a foliar spray with hand-held equipment. Thorough coverage of foliage is necessary for best results.

Catsclaw--For partial control, apply as a 1 to 1.5 percent solution with hand-held equipment.

Coyote Brush--For control, apply a 1.5 to 2 percent solution with hand-held equipment when at least 50 percent of the new leaves are fully developed.

Eucalyptus--For control of eucalyptus resprouts, apply a 2 percent solution of this product with hand-held equipment when resprouts are 6 to 12 feet tall. Ensure complete coverage. Apply when plants are growing actively. Avoid application to drought-stressed plants.

Kudzu--For control, apply 4 quarts of this product per acre as a broadcast spray or as a 2 percent solution with hand-held equipment. Repeat applications will be required to maintain control.

Madrone resprouts--For suppression or partial control, apply a 2 percent solution of this product to resprouts less than 3 to 6 feet tall. Best results are obtained with spring/early summer treatments.

Maple, red--For control, apply as a 1 to 1.5 percent solution with hand-held equipment when at least 50 percent of the new leaves are fully developed. For partial control, apply 2 to 4 quarts of this product per acre as a broadcast spray.

Maple, sugar/Oak, northern pin/Oak, red--For control, apply as a 1 to 1.5 percent solution with hand-held equipment when at least 50 percent of the new leaves are fully developed.

Poison Ivy/Poison Oak--For control, apply 4 to 5 quarts of this product per acre as a broadcast spray or as a 2 percent solution with hand-held equipment. Repeat applications may be required to maintain control. Fall treatments must be applied before leaves lose green color.

Rose, multiflora--For control, apply 2 quarts of this product per acre as a broadcast spray or as a 1 percent solution with hand-held equipment. Treatments should be made prior to leaf deterioration by leaf-feeding insects.

Sage, black/Sagebrush, California/Chamise/Tallowtree, Chinese--For control of these species, apply a 1 percent solution of this product as a foliar spray with hand-held equipment. Thorough coverage of foliage is necessary for best results.

Tan oak resprouts--For suppression or partial control, apply a 2 percent solution of this product to resprouts less than 3 to 6 feet tall. Best results are obtained with fall applications.

Willow--For control, apply 3 quarts of this product per acre as a broadcast spray or as a 1 percent solution with hand-held equipment.

Other Woody Brush and Trees listed on this label--For partial control, apply 2 to 5 quarts of this product per acre as a broadcast spray or as a 1 to 2 percent solution with hand-held equipment.

NONCROP USES

See "GENERAL INFORMATION" and "MIXING, ADDITIVES and APPLICATION INSTRUCTIONS" sections of this label for essential product performance information and the following "NONCROP" sections for specific recommended uses.

EXTREME CARE MUST BE EXERCISED TO AVOID CONTACT OF SPRAY WITH FOLIAGE, GREEN STEMS, EXPOSED NON-WOODY ROOTS OR FRUIT OF CROPS, DESIRABLE TURFGRASSES, TREES, SHRUBS OR OTHER DESIRABLE VEGETATION SINCE SEVERE DAMAGE OR DESTRUCTION MAY RESULT.

Repeat treatments may be necessary to control weeds regenerating from underground parts or seeds.

Where repeat applications are necessary, do not exceed 10.6 quarts of this product per acre per year.

This product does not provide residual weed control. For subsequent residual weed control, it is recommended that a residual herbicide program specified on this label be used. Read and carefully observe the precautionary statements and all other information appearing on the labels of all herbicides used.

INDUSTRIAL, RECREATIONAL AND PUBLIC AREAS

When applied as directed for "NONCROP USES", under conditions described, this product controls annual and perennial weeds listed on this label growing in areas such as:

Airports

Around Farm, Ranch, Commercial or Industrial Structures

Around Ornamental Gardens

Around Ornamental Trees & Shrubs

Ditch Banks

Driveways & Ramps

Dry Ditches & Canals

Fences & Fencerows

Golf Courses

Gravel or Ground Bark Mulches

Habitat Restoration & Management Areas

Highways & Roadsides (including aprons, medians & guardrails)

Industrial Plant Sites

Lanes, Trails & Access Roads

Lumberyards

Parking Areas

Parks

Petroleum & Other Tank Farms

Pumping Installations

Pipeline, Power, Telephone & Utility Rights-of-Way

Preplant to Turf & Ornamental Plants

Railroads

Schools

Sidewalks

Similar Sites

Storage Areas

Uncropped Farmstead Areas

Utility Substations

Vacant Lots & Wastelands

For specific rates of application and instructions for control of particular annual weeds, perennial weeds, woody brush and trees, see the "WEEDS CONTROLLED" section of this label. These applications may be made to large affected areas or as spot treatments. For general use in small areas, see alternative instructions below under "Small Area Treatment With Hand-held Sprayers".

This product is a nonselective herbicide that is diluted and applied to the foliage of actively growing weeds as a spot or broadcast application. It is absorbed by the leaves and moves throughout the stem and roots to control the entire plant. Visible symptoms may require a week or more to appear, with burndown usually occurring in 2 to 4 weeks. Symptoms are a gradual wilting and yellowing of the sprayed plant followed by deterioration of both shoots and roots. This product has no herbicidal activity in the soil and will not wash or leach to affect nearby vegetation. Any ornamental species may be planted in treated areas 7 days or more after application. For most effective results, delay mowing, clipping, tilling, planting or sodding of treated areas for at least 7 days after application. This allows time for this product to move within the plant.

Unless the "Agricultural Use Requirements" on this label are observed, the following restrictions apply:

Not for use on plants being grown for sale or other commercial use, or for commercial seed production, or for research purposes. For use on plants intended for aesthetic purposes or climatic modification and being grown in ornamental gardens or parks, or on golf courses or lawns and grounds.

THIS PRODUCT CAN INJURE OR DESTROY ALL VEGETATION CONTACTED. WHEN USED AS A SPOT TREATMENT IN LAWNS, ALL VEGETATION CONTACTED WILL BE DAMAGED. AVOID SPRAY DRIFT CONTACT WITH DESIRABLE LAWN GRASSES, FLOWERS, VEGETABLES, SHRUBS OR TREES. DO NOT CONTACT GREEN BARK OF TREES OR SHRUBS. IF DESIRABLE VEGETATION IS CONTACTED, WASH IMMEDIATELY WITH WATER.

Depending on the type of noncrop application, this product may be applied with boom equipment, high-volume spray equipment and hand-held sprayers as described in the respective portions of the "APPLICATION EQUIPMENT and TECHNIQUES" section of the label. Additionally, the product may be applied with recirculating sprayers, shielded applicators, or wiper applicators in any noncrop site specified on this label. See the "Selective Equipment" part of "APPLICATION EQUIPMENT and TECHNIQUES" section of this label for information on proper use and calibration of this equipment.

Small Area Treatment With Hand-held Sprayers--Add 3 to 6 fluid ounces of this product to 1 gallon of clean water. Use the lower rate for many grasses and annual weeds. Use the higher recommended rate for control of perennials and brush. Use pump-up sprayer, backpack sprayer or other sprayer suitable for small areas. Adjust equipment to deliver a coarse spray pattern. USE OF HOSE-END SPRAYERS OR SPRINKLER-TYPE DEVICES MAY RESULT IN POOR AND/OR ERRATIC RESULTS.

TANK MIXTURES FOR INDUSTRIAL SITES AND FORESTRY SITE PREPARATIONS

Credit Duo Extra Herbicide plus OUST™

Use on industrial sites including airports, industrial plants, lumberyards, petroleum tank farms, pumping stations, railroads, roadsides, storage areas or other similar sites where bare ground is desired.

This tank mixture may also be used as a site preparation treatment for sites to be planted to jack pine, loblolly pine, red pine, slash pine and Virginia pine. When applied as directed for "NONCROP USES" under the conditions described, this product plus Oust provides control of annual weeds listed in the "WEEDS CONTROLLED" section of the label for this product and Oust, and control or partial control of the perennial weeds listed below.

Apply 1 to 2 quarts of this product with 2 to 4 ounces of Oust in 10 to 40 gallons of spray solution per acre as a broadcast spray to actively growing weeds.

This mixture may be applied by aerial equipment in site prep operations. When applied by air, use the recommended rates in 5 to 15 gallons of spray solution per acre.

This product plus Oust tank mixtures may not be applied by air in California.

For control of annual weeds, use the lower rates of these products.

For control of the listed perennial weeds, use the higher rates of both products. For partial control, use the lower rates.

Bahiagrass

Paspalum notatum

Bermudagrass*

Cynodon dactylon

Broomsedge

Andropogon virginicus

Dock, curly

Rumex crispus

Dogfennel

Eupatorium capilliflorum

Fescue, tall

Festuca arundinacea

Johnsongrass**

Sorghum halepense

Poorjoe**

Diodia teres

Quackgrass

Agropyron repens

Trumpet creeper*

Campsis radicans

Vaseygrass

Paspalum urvillei

Vervain, blue

Verbena hastata

* Suppression at the higher rates only.

** Control at the lower rates.

Read and carefully observe the precautionary statements and all other information appearing on the labels of all herbicides used.

TANK MIXTURES NONCROP SITES

When applied as a tank mixture, this product provides control of the emerged annual weeds and partial control of the emerged perennial weeds listed in this label. When applied as a tank mixture, the following residual herbicides will provide preemergence control of the weeds listed in the individual product labels.

Nufarm Credit Duo Extra plus DIURON

Nufarm Credit Duo Extra plus KROVAR* I

Nufarm Credit Duo Extra plus KROVAR II

Nufarm Credit Duo Extra plus RONSTAR* 50WP

Nufarm Credit Duo Extra plus PRINCEP* CALIBER* 90

Nufarm Credit Duo Extra plus SIMAZINE 4L, 80W or 90DF

Nufarm Credit Duo Extra plus SURFLAN* 75W or AS

See the "MIXING, ADDITIVES and APPLICATION INSTRUCTIONS" section of this label before preparing these tank mixtures.

Read and carefully observe the label claims, precautionary statements, recommended use rates and all other information on the labels of all products used in these tank mixtures. Use according to the most restrictive label directions for each product in the mixture.

CONTROL OF EMERGED WEEDS

Note: For backpack sprayer and handgun applications, see the "HAND-HELD AND HIGH VOLUME EQUIPMENT" section for recommended rates.

Annual Weeds--Apply 1 quart per acre of this product in these tank mixtures when weeds are less than 6 inches tall and 1.5 quarts per acre when weeds are more than 6 inches tall.

Perennial Weeds--For partial control of perennial weeds using these tank mixtures, apply 2 to 5 quarts per acre of this product. Follow the recommendations in the "WEEDS CONTROLLED" section of this label for stage of growth and rate of application for specific perennial weeds.

PREEMERGENCE WEED CONTROL

For preemergence weed control, refer to the individual product labels for specific noncrop sites, rates, carrier volumes and precautionary statements.

Mix only the quantity of spray solution which can be used during the same day. Do not allow these tank mixtures to stand overnight as this may result in reduced weed control.

FARMSTEAD WEED CONTROL

When applied as directed for "NONCROP USES", under conditions described, this product controls undesirable vegetation listed on this label around areas such as farmstead building foundations, along and in fences, shelterbelts and for general nonselective farmstead weed control.

For specific rates of application and instructions for control of various annual and perennial weeds, see the "WEEDS CONTROLLED" section of this label.

FARM DITCHES

This product will suppress perennial grasses along farm ditches. Apply this product at a rate of 6 to 8 fluid ounces per acre. Use 8 fluid ounces per acre when treating tall (coarse) fescue, fine fescue, orchardgrass or quackgrass covers. For best suppression of these species, add ammonium sulfate at a rate of 1.7 pounds per 10 gallons of spray solution. Use 6 fluid ounces per acre without ammonium sulfate when treating Kentucky bluegrass.

Apply treatments in 10 to 20 gallons of spray solution per acre to actively growing perennial grass covers. For best spray distribution and coverage, use flat fan nozzles.

Where broadleaf weed control or suppression is desired, tank mix this product with an appropriate, labeled broadleaf weed herbicide.

CONSERVATION RESERVE PROGRAM (CRP ACRES)

This product can be used to control undesirable vegetation when rotating out of CRP acres or to suppress competitive growth and seed production of undesirable vegetation in CRP acres.

For specific rates of application for various annual and perennial weeds, see the "WEEDS CONTROLLED" section of this label. CRP applications may be made with wiper applicators or conventional spray equipment.

For selective applications with broadcast spray equipment, apply 12 to 16 ounces per acre of this product in early spring before desirable CRP grasses, such as crested and tall wheatgrass, break dormancy and initiate green growth. Late fall applications can be made after desirable perennial grasses have reached dormancy. Some stunting of CRP perennial grasses will occur if applications are made when plants are not dormant.

DORMANT RANGELAND

This product will control or suppress many weeds, including downy brome, cheat grass, cereal rye, medusahead rye and jointed goatgrass in dormant rangeland.

Apply 8 to 16 ounces per acre of this product in the early spring when the weeds have greened up, but desirable grasses, such as crested and tall wheatgrass are still truly dormant.

Slight discoloration of the desirable grasses may occur, but they will regreen and regrow under moist soil conditions as effects of this product wear off.

Do not use additional ammonium sulfate when spraying dormant rangeland grasses with this product.

HABITAT MANAGEMENT

This product is recommended for the restoration and/or maintenance of native habitats and in wildlife management areas. Apply as recommended in the "NONCROP USES" section of this label.

Habitat Restoration and Maintenance--When applied as directed, exotic and other undesirable vegetation may be controlled in habitat management areas. Applications can be made to allow recovery of native plant species, prior to planting desirable native species, and for similar broadspectrum vegetation control requirements in habitat management areas. Spot treatments can be made to selectively remove unwanted plants for habitat maintenance and enhancement. For spot treatments, care should be exercised to keep spray off of desirable plants.

Wildlife Food Plots--This product may be used as a site preparation treatment prior to planting wildlife food plots. Any wildlife food species may be planted after applying this product, or native species may be allowed to repopulate the area. If tillage is needed to prepare a seedbed, wait 7 days after applying this product before tilling.

ORNAMENTALS, TREE NURSERIES AND CHRISTMAS TREES

THIS PRODUCT IS NOT RECOMMENDED FOR USE AS AN OVER-THE-TOP BROADCAST SPRAY IN ORNAMENTALS AND CHRISTMAS TREES.

Note: Desirable plants may be protected from the spray solution by using shields or coverings made of cardboard or other impermeable material.

When applied as instructed for the conditions described for "NONCROP USES", this product controls undesirable vegetation listed on this label prior to planting, within and around greenhouses and shadehouses, and as a postdirected spray around established ornamentals and Christmas trees.

For specific rates of application and instructions for control of various annual and perennial weeds, see the "WEEDS CONTROLLED" section of this label.

Where repeat applications are necessary, do not exceed 10.6 quarts of this product per acre per year.

Site Preparation--Following preplant applications of this product, any ornamental, nursery species or Christmas tree species may be planted. Precautions should be taken to protect nontarget plants during site preparation applications.

Greenhouse/Shadehouse Use--This product may be used to control weeds listed on this label which are growing in greenhouses. Desirable vegetation must not be present during application and air circulation fans must be turned off.

Postdirected Spray--Use as a postdirected spray around established woody ornamental species, nursery species or Christmas trees such as those listed below. Care must be exercised to avoid contact of spray, drift or mist with foliage of or green bark of established ornamental species.

Arborvitae

Thuja spp.

Azalea

Rhododendron spp.

Crabapple

Malus spp.

Euonymus

Euonymus spp.

Fir

Abies spp.

Pseudotsuga spp.

Joboba

Simmondsia chinensis

Hollies

Ilex spp.

Lilac

Syringa spp.

Magnolia

Magnolia spp.

Maple

Acer spp.

Oak

Quercus spp.

Privet

Ligustrum spp.

Pine

Pinus spp.

Spruce

Picea spp.

Yew

Taxus spp.

SILVICULTURAL SITES AND RIGHTS-OF-WAY

NOTE: NOT RECOMMENDED FOR USE AS AN OVER-THE-TOP BROADCAST SPRAY IN SILVICULTURAL NURSERIES

When applied as directed for "NONCROP USES" under conditions described, this product controls undesirable vegetation listed on this label. This product also suppresses or controls undesirable vegetation listed on this label when applied at recommended rates for release of established coniferous species listed on this label.

For specific rates of application and instructions for control of various brush, annual and perennial weeds, see the "WEEDS CONTROLLED" section of this label. For specific rates of application for release of listed coniferous species, see the "CONIFER RELEASE" part of this section of the label.

Where repeat applications are necessary, do not exceed 10.6 quarts of this product per acre per year.

Aerial Application--This product may be applied using aerial spray equipment for silvicultural site preparation, conifer release and rights-of-way treatments. See the "APPLICATION EQUIPMENT and TECHNIQUES" part of the "MIXING, ADDITIVES and APPLICATION INSTRUCTIONS" section of this label for information on how to apply this product by air.

DO NOT APPLY THIS PRODUCT BY AIR TO RIGHTS-OF-WAY SITES IN THE STATE OF CALIFORNIA.

SITE PREPARATION

Following preplant applications of this product, any silvicultural species may be planted.

POSTDIRECTED SPRAY

In established silvicultural sites, use as a spray on the foliage of undesirable vegetation. Care must be exercised to avoid contact of spray, drift or mist with foliage or green bark of desirable species.

CONIFER RELEASE

For release, apply only where conifers have been established for more than one year. Vegetation should not be disturbed prior to treatment or until visual symptoms appear after treatment. Symptoms of treatment are slow to appear, especially in woody species treated in late fall. Injury may occur to conifers treated for release, especially where spray patterns overlap or the higher rates are applied or when applications are made during periods of active conifer growth.

Applications must be made after formation of final conifer resting buds in the fall or prior to initial bud swelling in spring. Some autumn colors on undesirable deciduous species are acceptable provided no major leaf drop has occurred. Use the following rates for conifer release to control or partially control the weeds listed in the "WEEDS CONTROLLED" section of this label.

For release of the following conifer species:

Douglas fir

Pseudotsuga menziesii

Fir

Abies spp.

Hemlock

Tsuga spp.

Pines*

Pinus spp.

Spruce

Picea spp.

*Includes all species except eastern white, loblolly, shortleaf, longleaf or slash pines.

Apply 1.5 to 2 quarts of this product per acre except in Washington and Oregon, west of the crest of the Cascade Mountains. For spring treatments west of the crest of the Cascade Mountains, apply 1 quart of this product per acre before conifer bud swell for control of annual weeds. For fall treatments in Washington and Oregon, west of the crest of the Cascade Mountains, apply 1 to 1.5 quarts of this product per acre before any major leaf drop of deciduous species.

For release of western hemlock, apply 1 quart of this product per acre.

For release of the following conifer species:

Loblolly pine

Pinus taeda

Eastern white pine

Pinus strobus

Slash pine

Pinus elliotii

Late Season Application--Apply 1.5 to 2 quarts of this product in a minimum of 5 gallons of spray solution per acre during early autumn. Applications made prior to September 1 or when conditions are conducive to rapid growth of conifers will create the potential for increased injury in the form of tip and/or needle burn. Injury may decrease with later applications. Some autumn colors are acceptable at time of application. Apply prior to frost or leaf drop of undesirable plants.

Applications made according to label directions will release loblolly pine, eastern white pine and slash pine by reducing competition from the following species:

Ash

Fraxinus spp.

Cherry:

Black

Prunus serotina

Pin

Prunus pensylvanica

Elm

Ulmus spp.

Hawthorn

Crataegus spp.

Locust, black

Robinia pseudoacacia

Maple, red

Acer rubra

Oak:

Black

Quercus velutina

Post

Quercus stellata

Southern Red

Quercus falcata

White

Quercus alba

Persimmon

Diospyros spp.

Poplar, yellow

Liriodendron tulipifera

Sassafras

Sassafras albidum

Sourwood

Oxydendrum arboreum

Sumac:

Poison

Rhus vernix

Smooth

Rhus glabra

Winged

Rhus copallina

Sweetgum

Liquidambar styraciflua

Apply only to those sites where woody brush and trees listed in this label constitute the majority of the undesirable species.

Nufarm Credit Duo Extra plus Oust Tank Mixtures for Conifer Release from Herbaceous Weeds

To release **loblolly pines** from herbaceous weeds, tank mixtures of this product with Oust will provide control of annual weeds listed in the "WEEDS CONTROLLED" section of this and the Oust label, and partial control of the perennial weeds listed below.

Apply 16 to 24 fluid ounces of this product with 2 to 4 ounces of Oust in 10 to 30 gallons of spray solution per acre. Make application to actively growing weeds as a broadcast spray over the top of the young loblolly pines.

This product plus Oust tank mixtures may not be applied by air in California.

This tank mixture may be applied using aerial equipment. When applying by air, use the recommended rate in 5 to 15 gallons of spray solution per acre.

For control of annual weeds below 12 inches in height (or runner length on annual vines), use the lower rates of both products. Use the higher rates of both products when annual weeds are in more advanced stages of growth and approaching flower or seed formation.

Use the higher rates of both products for partial control of the following perennial weeds. Use the lower rates for suppression of growth.

Bahiagrass

Paspalum notatum

Broomsedge

Andropogon virginicus

Dock, curly

Rumex crispus

Dogfennel

Eupatorium capilliflorum

* Control at the higher rates.

** Suppression at the higher rates only.

Pine damage may occur or can be accentuated if treatment takes place when young trees are under stress from drought, flood water, insects or disease.

Read and observe the cautionary statements and all other information appearing on the labels of all herbicides used.

Fescue, tall

Festuca arundinacea

Johnsongrass*

Sorghum halepense

Poorjoe*

Diodia teres

Trumpet creeper**

Campsis radicans

Vaseygrass

Paspalum urvillei

Vervain, blue

Verbena hastata

NOTE TO USER

This product must not be used in areas where adverse impact on federally designated endangered/threatened plant or aquatic species is likely.

Prior to making applications, the user of this product must determine that no such species are located in or immediately adjacent to the area to be treated.

CUT STUMP TREATMENTS

Woody vegetation may be controlled by treating freshly cut stumps of trees and resprouts with this product. Apply this product using suitable equipment to ensure coverage of the entire cambium. Cut vegetation close to the soil surface. Apply a 50 to 100 percent solution of this product to the freshly-cut surface immediately after cutting. Delays in application may result in reduced performance. For best results, applications should be made during periods of active growth and full leaf expansion.

When used according to directions for cut stump application, this product will CONTROL, PARTIALLY CONTROL or SUPPRESS many types of woody brush and tree species, some of which are listed below:

Alder

Alnus spp.

Eucalyptus

Eucalyptus spp.

Madrone

Arbutus menziesii

Oak

Quercus spp.

Reed, giant

Arundo donax

Saltcedar

Tamarisk spp.

Sweetgum

Liquidambar styraciflua

Tan Oak

Lithocarpus densiflorus

Willow

Salix spp.

INJECTION AND FRILL APPLICATIONS

Woody vegetation may be controlled by injection or frill application of this product. Apply this product using suitable equipment which must penetrate into the living tissue. Apply the equivalent of 1 ml of this product per each 2 to 3 inches of trunk diameter (DBH). This is best achieved by applying a 50 to 100 percent concentration of this material either to a continuous frill around the tree or as cuts evenly spaced around the tree below all branches. As tree diameter increases in size, better results are achieved by applying diluted material to a continuous frill or more closely spaced cuttings. Avoid application techniques that allow runoff to occur from frill or cut areas in species that exude sap freely after frills or cutting. In species such as this, make frill or cut at an oblique angle so as to produce a cupping effect and use undiluted material. For best results, application should be made during periods of active growth and after full leaf expansion.

This treatment WILL CONTROL the following woody species:

Oak

Quercus spp.

Poplar

Populus spp.

Sweetgum

Liquidambar styraciflua

Sycamore

Platanus occidentalis

This treatment WILL SUPPRESS the following woody species:

Black gum

Nyssa sylvatica

Dogwood

Cornus spp.

Hickory

Carya spp.

Maple, red

Acer rubrum

TURFGRASSES AND GRASSES FOR SEED PRODUCTION

PREPLANT AND RENOVATION

When applied as directed for "NONCROP USES", under conditions described, this product controls most existing vegetation prior to the planting or renovation of either turfgrasses or grass seed production areas.

For specific rates of application and instructions for control of various annual and perennial weeds, and woody brush and trees, see the "WEEDS CONTROLLED" section of this label.

For maximum control of existing vegetation, delay planting to determine if any regrowth from escaped underground plant parts occurs. Where repeat treatments are necessary, sufficient regrowth must be attained prior to application. For warm-season grasses, such as bermudagrass, summer or fall applications provide best control.

DO NOT DISTURB SOIL OR UNDERGROUND PLANT PARTS BEFORE TREATMENT. Tillage or renovation techniques such as vertical mowing, coring or slicing should be delayed for 7 days after application to allow proper translocation into underground plant parts.

TURFGRASSES

Where existing vegetation is growing in a field or unmowed situation, apply this product to actively growing weeds at the stages of growth listed in the "WEEDS CONTROLLED" section of this label.

Where existing vegetation is growing under mowed turfgrass management, apply this product after omitting at least one regular mowing to allow sufficient growth for good interception of the spray.

Desirable turfgrasses may be planted following the above procedures.

GRASSES FOR SEED PRODUCTION

Apply this product to actively growing weeds at the stages of growth recommended in the "WEEDS CONTROLLED" section of this label prior to planting or renovation of turf or forage grass areas grown for seed production.

DO NOT feed or graze treated areas within 8 weeks after application.

ANNUAL WEED CONTROL IN DORMANT BERMUDAGRASS AND BAHIA GRASS TURF

When applied as directed for "NONCROP USES" under the conditions described, this product will provide control or suppression of many winter annual weeds and tall fescue for effective release of dormant bermudagrass and bahiagrass turf. Refer to the rate table for Nufarm Credit Duo Extra alone under the "RELEASE OF BERMUDAGRASS and BAHIA GRASS" section of this label for recommended rates and volumes on the species to be suppressed or controlled. Treat only when turf is dormant and prior to spring greenup. Spot treatments or broadcast applications of this product in excess of 16 fluid ounces per acre may result in injury or delayed greenup in highly maintained turfgrass areas; i.e., golf courses, lawns, etc. DO NOT APPLY TANK MIXTURES of this product plus Oust in highly maintained turfgrass areas.

RELEASE OF BERMUDAGRASS OR BAHIA GRASS

NOTE: Use only in areas where bermudagrass or bahiagrass are desirable ground covers and where some temporary injury or discoloration can be tolerated. Use tank mixtures of this product plus Oust only on railroads, highways, utility plant sites, or other right-of-way areas.

When applied as directed for "NONCROP USES" under the conditions described, this product will provide control or suppression of many winter annual weeds and tall fescue for effective release of dormant bermudagrass or bahiagrass. This product may be tank-mixed with Oust as recommended for residual control. Make applications to dormant bermudagrass or bahiagrass. Tank mixtures of this product plus Oust may delay greenup. To avoid delays in greenup and minimize injury, do not add more than 1 ounce per acre of Oust on bermudagrass or more than 0.5 ounce per acre on bahiagrass, or treat when these grasses are in a semi-dormant condition.

For best results on winter annuals, treat when plants are in an early growth stage (below 6 inches in height) after most have germinated. For best results on tall fescue, treat when fescue is in or beyond the 4 to 6-leaf stage.

WEEDS CONTROLLED

Rate recommendations for control or suppression of winter annuals and tall fescue are listed below:

Apply the recommended rates of this product alone or as a tank mixture in 10 to 25 gallons of water.

WEEDS CONTROLLED OR SUPPRESSED WITH Nufarm Credit Duo Extra ALONE*

NOTE: C = Control
S = Suppression

WEED SPECIES	Nufarm Credit Duo Extra FL. OZ./A					
	8	12	16	24	32	64
Barley, little <i>Hordeum pusillum</i>	S	C	C	C	C	C
Bedstraw, catchweed <i>Galium aparine</i>	S	C	C	C	C	C
Bluegrass, annual <i>Poa annua</i>	S	C	C	C	C	C
Chervil <i>Chaerophyllum tainturieri</i>	S	C	C	C	C	C
Chickweed, common <i>Stellaria media</i>	S	C	C	C	C	C
Clover, crimson <i>Trifolium incarnatum</i>	•	S	S	C	C	C
Clover, large hop <i>Trifolium campestre</i>	•	S	S	C	C	C
Fescue, tall <i>Festuca arundinaceae</i>	•	•	•	•	S	S
Geranium, Carolina <i>Geranium carolinianum</i>	•	•	S	S	C	C
Henbit <i>Lamium amplexicaule</i>	•	S	C	C	C	C
Ryegrass Italian <i>Lolium multiflorum</i>	•	•	S	C	C	C
Speedwell, corn <i>Veronica arvensis</i>	S	C	C	C	C	C
Vetch, common <i>Vicia sativa</i>	*	*	S	C	C	C

*These rates apply only to sites where an established competitive turf is present.

WEEDS CONTROLLED OR SUPPRESSED WITH Nufarm Credit Duo Extra PLUS OUST™

NOTE: C = Control
S = Suppression

WEED SPECIES	Nufarm Credit Duo Extra + OUST™						
	Nufarm Credit Duo Extra (FL. OZ./A)	8	12	12	16	16	12
	OUST (OZ./A)	1/4	1/4	1/2	1/4	1/2	1
Barley, little <i>Hordeum pusillum</i>		C	C	C	C	C	C
Bedstraw, catchweed <i>Galium aparine</i>		C	C	C	C	C	C
Bluegrass, annual <i>Poa annua</i>		S	C	C	C	C	C

(continued)

WEEDS CONTROLLED OR SUPPRESSED WITH Nufarm Credit Duo Extra PLUS OUST™ (continued)

NOTE: C = Control
S = Suppression

Nufarm Credit Duo Extra + OUST™								
WEED SPECIES	Nufarm Credit Duo Extra (FL. OZ./A)	8	12	12	16	16	12	16
	OUST (OZ./A)	1/4	1/4	1/2	1/4	1/2	1	1
Chervil <i>Chaerophyllum tainturieri</i>		C	C	C	C	C	C	C
Chickweed, common <i>Stellaria media</i>		S	C	C	C	C	C	C
Clover, crimson <i>Trifolium incarnatum</i>		S	S	S	S	C	C	C
Clover, large hop <i>Trifolium campestre</i>		•	•	S	S	S	C	C
Fescue, tall <i>Festuca arundinaceae</i>		•	•	•	•	•	S	S
Geranium, Carolina <i>Geranium carolinianum</i>		•	S	S	C	C	C	C
Henbit <i>Lamium amplexicaule</i>		•	S	C	C	C	C	C
Ryegrass, Italian <i>Lolium multiflorum</i>		•	S	S	C	C	C	C
Speedwell, corn <i>Veronica arvensis</i>		S	C	C	C	C	C	C
Vetch, common <i>Vicia sativa</i>		C	C	C	C	C	C	C

*These rates or mixtures of rates apply only to sites where an established competitive turf is present.

RELEASE OF ACTIVELY GROWING BERMUDAGRASS

When applied as directed, this product will aid in the release of bermudagrass by providing control of annual species listed in the "WEEDS CONTROLLED" section of this and the Oust label, and suppression or partial control of certain perennial weeds.

For control or suppression of those annual species listed on this label, use 1 to 3 pints of this product as a broadcast spray in 10 to 25 gallons of spray solution per acre. Use the lower rate when treating annual weeds below 6 inches in height (or length of runner in annual vines). Use the higher rate as weeds increase in size or as they approach flower or seedhead formation.

Use the higher rate of this product for partial control of the following perennial species. Use the lower rates for suppression of growth. For best results, see the "WEEDS CONTROLLED" section of this label for proper stage of growth.

Bahiagrass
Paspalum notatum

Fescue, tall
Festuca arundinacea

Trumpet creeper**
Campsis radicans

Bluestem, silver
Andropogon saccharoides

Johnsongrass*
Sorghum halepense

Vaseygrass
Paspalum urvillei

* Control at the higher rates.

** Suppression at higher rates only.

This product may be tank-mixed with Oust. If tank-mixed, use no more than 1 to 2 pints per acre of this product with 1 to 2 ounces of Oust per acre.

Use the lower rates of both mixtures to control annual weeds below 6 inches in height (or runner length in annual vines) that are listed in the "WEEDS CONTROLLED" section of this booklet and the Oust label. Use the higher rates as annual weeds increase in size and approach the flower or seedhead stages.

Use the higher rates of this product to provide partial control of the following perennial weeds. Use the lower rates for suppression of growth.

Bahiagrass*Paspalum notatum***Bluestem, silver***Andropogon saccharoides***Broomsedge***Andropogon virginicus***Dock, curly***Rumex crispus*

* Suppression at higher rates only.

** Control at the higher rates.

Dogfennel*Eupatorium capilliflorum***Fescue, tall***Festuca arundinacea***Johnsongrass****Sorghum halepense***Poorjoe*****Diodia teres***Trumpetcreeper****Campsis radicans***Vaseygrass***Paspalum urvillei***Vervain, blue***Verbena hastata*

Use only on well-established bermudagrass. Bermudagrass injury may result from the treatment but regrowth will occur under moist conditions. Repeat applications in the same season are not recommended, since severe injury may result.

Read and carefully observe the precautionary statements and all other information appearing on the labels of all herbicides used.

COOL SEASON TURF GROWTH REGULATION

When applied as directed, this product will suppress growth and seedhead development of listed turf species in industrial sites.

This product is recommended for management of coarse turf on roadside rights-of-way or other industrial areas. Do not use on high-quality turf or other areas where some turf color changes cannot be tolerated. Slight turf discoloration may occur but turf will regreen and regrow under moist conditions as effects of this product wear off.

Apply 4 to 6 fluid ounces of this product per acre alone or in a recommended tank mixture. Spray volumes of 10 to 40 gallons per acre are recommended.

This product can be used for growth and seedhead suppression of:

Tall Fescue, Smooth Brome

For best results, apply this product in a recommended tank mixture to actively growing turfgrasses after greenup in the spring of the year. For suppression of seedheads, applications must be made before boot-to-seedhead stage of development. Applications made from seedhead emergence until maturity may result in turf discoloration or injury.

After mowing or removal of seedheads, this product in a recommended tank mixture may also be used to suppress the growth of certain turfgrasses. Allow turf to recover from stress caused by heat, drought or mowing before making applications. Applications made to turf under stress may increase the potential for discoloration or injury.

ANNUAL GRASSES

For growth suppression of some annual grasses such as annual ryegrass, wild barley and wild oats, apply 3 to 4 fluid ounces of this product in 10 to 40 gallons of spray solution per acre. Applications should be made when annual grasses are actively growing and before the seedheads are in the boot stage of development. Treatments made after seedhead emergence may cause injury to the desired grasses.

TANK MIXTURES

For the following tank mixtures, consult each product label for weeds controlled and the correct stage of application. Do not treat turf under stress.

Tank mixtures plus 2,4-D Amine

For additional weed control benefits, up to 1 pound a.i. per acre of 2,4-D amine may be added to the following tank mixtures. Consult the label for 2,4-D amine for weeds controlled.

TALL FESCUE

Nufarm Credit Duo Extra plus Telar®

For suppression of tall fescue growth and seedheads, and control or partial control of some annual weeds, apply this tank mixture after greenup and prior to boot-to-seedhead stage of development. Use up to 0.5 ounce of Telar per acre.

This tank mixture can also be applied after mowing or removal of tall fescue seedheads for turf growth suppression. Make only one of the above applications per growing season.

Nufarm Credit Duo Extra plus Oust®

For suppression of tall fescue growth and seedheads, and control or partial control of some annual weeds, apply this tank mixture after greenup and prior to boot-to-seedhead stage of development. Use up to 0.25 ounce of Oust per acre.

Nufarm Credit Duo Extra plus Escort®

This tank mixture can be applied after mowing or removal of tall fescue seedheads for turf growth suppression and control or partial control of some annual weeds. Use up to 1/3 ounce of Escort per acre.

NOTE: This product is not registered for use with Escort in California.

SMOOTH BROME**Nufarm Credit Duo Extra plus Oust**

For suppression of smooth brome growth and seedheads and control or partial control of some annual weeds, apply this tank mixture after greenup and prior to boot-to-seedhead stage of development. Use up to 0.25 ounce of Oust per acre.

BAHIAGRASS SEEDHEAD AND VEGETATIVE SUPPRESSION

When applied as directed in the indicated noncrop areas (roadsides, airports, golf course roughs, plant sites and similar areas that are not high quality turfgrasses), this product will provide significant inhibition of seedhead emergence and will suppress vegetative growth for a period of approximately 45 days with single applications and approximately 120 days with sequential applications.

Apply this product 1 to 2 weeks after full greenup of bahiagrass or after the bahiagrass has been mowed to a uniform height of 3 to 4 inches. Applications must be made prior to seedhead emergence. Apply 6 fluid ounces per acre of this product in 10 to 25 gallons of water per acre.

Sequential applications of this product may be made at approximately 45 day intervals to extend the period of seedhead and vegetative growth suppression. For continued seedhead suppression, sequential applications must be made prior to seedhead emergence. Apply no more than 2 sequential applications per year. As a first sequential application, apply 4 fluid ounces of this product per acre. A second sequential application of 2 to 4 fluid ounces per acre may be made approximately 45 days after the last application.

A tank mixture of this product plus Oust **may be applied only on roadsides** for seedhead inhibition and vegetative suppression. Apply 6 fluid ounces per acre of this product plus 0.25 ounce per acre of Oust 1 to 2 weeks following an initial spring mowing. When using this product plus Oust for suppression of bahiagrass, make only 1 application per year.

CROPPING SYSTEMS

When applied as directed for "CROPPING SYSTEMS", under the conditions described, this product controls annual and perennial weeds listed on this label, prior to the emergence of direct seeded crops or prior to transplanting of crops listed on this label. In-crop application to Roundup Ready soybeans may be made according to the directions given in the respective section below. See "GENERAL INFORMATION" and "MIXING, ADDITIVES and APPLICATION INSTRUCTIONS" sections of this label for essential product performance information.

See the following "CROPPING SYSTEMS" sections for specific recommended uses.

EXTREME CARE MUST BE EXERCISED TO AVOID CONTACT OF SPRAY WITH FOLIAGE, GREEN STEMS OR FRUIT OF DESIRABLE CROPS, PLANTS, TREES OR OTHER DESIRABLE VEGETATION SINCE SEVERE DAMAGE OR DESTRUCTION MAY RESULT.

Repeat treatments may be necessary to control weeds regenerating from underground parts or seed. Except as otherwise specified on this label, repeat treatments must be made before the crop emerges in accordance with the instructions of this label.

Except as otherwise specified in a crop section of this label, the combined total of all treatments must not exceed 8 quarts per acre of this product per year.

For any crop not listed below, applications must be made at least 30 days prior to planting.

Do not harvest or feed treated vegetation for 8 weeks following application. Following spot treatment or selective equipment use, allow 14 days before grazing domestic livestock or harvesting forage grasses and legumes.

ROW CROPS

CORN (ALL)*

PEANUTS

SOYBEANS*

COTTON*

SORGHUM (MILO)*

SUGARCANE*

CEREAL GRAINS

BARLEY*

OATS*

TRITICALE*

BUCKWHEAT*

RICE**

WHEAT (ALL)*

MILLET (PEARL, PROSO)*

RYE*

WILD RICE*

CITRUS
 CALAMONDIN
 CHIRONJA
 CITRON
 GRAPEFRUIT
 KUMQUAT

LEMON
 LIME
 MANDARIN ORANGE
 ORANGE (ALL)

PUMMELO
 TANGELO
 TANGERINE
 TANGORS

TREE NUTS

ALMOND
 BEECHNUT
 BRAZIL NUT
 BUTTERNUT
 CASHEW

CHESTNUT
 CHINQUAPIN
 FILBERT (HAZELNUT)
 HICKORY NUT

MACADAMIA
 PECAN
 PISTACHIO
 WALNUT (BLACK, ENGLISH)

SMALL FRUITS AND BERRIES

BLACKBERRY
 BLUEBERRY
 BOYSENBERRY
 CRANBERRY

CURRENT
 DEWBERRY
 ELDERBERRY
 GOOSEBERRY

HUCKLEBERRY
 LOGANBERRY
 OLALLIEBERRY
 RASPBERRY (BLACK, RED)

TREE FRUITS

APPLE
 APRICOTS
 CHERRY (SWEET, SOUR)
 LOQUAT

MAYHAW
 NECTARINE
 OLIVE
 PEACH

PEAR
 PLUM/PRUNE (ALL)
 QUINCE

VEGETABLES

ARTICHOKE, JERUSALEM
 ASPARAGUS*
 BEANS (ALL)
 BEET GREENS
 BEETS (RED, SUGAR)
 BROCCOLI (ALL)
 BRUSSELS SPROUTS
 CABBAGE (ALL)
 CABBAGE, CHINESE
 CANTALOUPE***
 CARROT
 CAULIFLOWER
 CASABA MELON***
 CELERIAC
 CELERY
 CHARD, SWISS
 CHICORY
 COLLARDS
 CRENSHAW MELON***
 CUCUMBER***

EGGPLANT***
 ENDIVE
 GARLIC***
 GOURDS***
 GROUND CHERRY***
 HONEYDEW MELON***
 HONEY BALL MELON***
 HORSERADISH
 KALE
 KOHLRABI
 LEEK
 LENTILS
 LETTUCE
 MANGO MELON***
 MELONS (ALL)***
 MUSKMELON***
 MUSTARD GREENS
 OKRA
 ONION
 PARSLEY

PARSNIPS
 PEAS (ALL)
 PEPPER (ALL)***
 PERSIAN MELON***
 POTATO (IRISH, SWEET)
 PUMPKIN***
 RADISH
 RAPE GREENS
 RHUBARB
 RUTABAGA
 SHALLOT
 SPINACH (ALL)
 SQUASH (SUMMER, WINTER)***
 TOMATILLO***
 TOMATO***†
 TURNIP
 WATERCRESS***
 WATERMELON***
 YAMS

VINE CROPS

GRAPES

KIWI FRUIT

FORAGE CROPS AND LEGUMES

ALFALFA*

FORAGE GRASSES*

FORAGE LEGUMES*

TROPICAL CROPS

ACEROLA

ATEMOYA

AVOCADO

BANANA (PLANTAINS)

BREADFRUIT

CANISTEL

CARAMBOLA

CHERIMOYA

COCOA BEANS

COFFEE

DATES

FIGS

GENIP

GUAVA

JABOTICABA

JACKFRUIT

LONGAN

LYCHEE

MANGO

PAPAYA

PASSION FRUIT

PERSIMMONS

PINEAPPLE****

POMEGRANATE

SAPODILLA

SAPOTE (BLACK, MAMEY, WHITE)

SOURSOP

SUGAR APPLE

TAMARIND

TEA

* Spot treatments may be applied in these crops.

** Do not treat rice fields or levees when the fields contain flood water.

*** Apply only prior to planting. Allow at least 3 days between application and planting.

**** Do not feed or graze treated pineapple forage following application.

† Use is restricted to direct seeded crops only.

When applying this product prior to transplanting crops into plastic mulch, care must be taken to remove residues of this product from the plastic prior to transplanting. Residues can be removed by 0.5 inch natural rainfall or by applying water via a sprinkler irrigation system.

Spot Treatment (Only those crops with “*” can be spot treated.)--Applications in growing crops must be made prior to heading of small grains and milo, initial pod set in soybeans, silking of corn, or boll opening on cotton.

For forage grasses and forage legumes see “SPOT TREATMENT” in the “PASTURES” section of “CROPPING SYSTEMS” in this label. For dilution and rates of application using boom or hand-held equipment, see “MIXING, ADDITIVES and APPLICATION INSTRUCTIONS” and “WEEDS CONTROLLED” sections of this label.

NOTE: FOR FORAGE GRASSES AND FORAGE LEGUMES, NO MORE THAN ONE-TENTH OF ANY ACRE SHOULD BE TREATED AT ONE TIME. FOR ALL OTHER CROPS, DO NOT TREAT MORE THAN 10 PERCENT OF THE TOTAL FIELD AREA TO BE HARVESTED. THE CROP RECEIVING SPRAY IN TREATED AREA WILL BE KILLED. TAKE CARE TO AVOID DRIFT OR SPRAY OUTSIDE TARGET AREA FOR THE SAME REASON.

Selective Equipment--This product may be applied through recirculating sprayers, shielded applicators or wiper applicators in cotton and soybeans. Shielded and wiper applicators may also be used in tree crops and grapes. Wiper applicators may be used in wheat, rutabagas, forage grasses and forage legumes, including pasture sites and grain sorghum (milo).

See the “SELECTIVE EQUIPMENT” part of the “APPLICATION EQUIPMENT and TECHNIQUES” section of this label for information on proper use and calibration of this equipment.

Allow at least the following time intervals between application and harvest:

Cotton, Soybeans	7 days
Apples, Citrus, Pear	1 day
Atemoya, Avocado, Breadfruit, Canistel, Carambola, Cherry, Grapes, Dates, Jaboticaba, Jackfruit, Longan, Lychee, Passion Fruit, Persimmons, Rutabagas, Sapodilla, Sapote, Soursop, Sugar Apple, Tamarind	14 days
Stone Fruit	17 days
Nut Crops	3 days
Wheat ¹	35 days
Sorghum (milo) ^{1,2}	40 days

¹Do not use roller applicators.

²Do not feed or graze treated milo fodder. Do not ensile treated vegetation.

ASPARAGUS

When applied as directed for "CROPPING SYSTEMS" under the conditions described, this product controls weeds listed on this label in asparagus.

For specific rates of applications and instructions for control of various annual and perennial weeds, see the "WEEDS CONTROLLED" section of this label.

Prior to Crop Emergence--Apply this product prior to crop emergence for the control of emerged labeled annual and perennial weeds. DO NOT APPLY WITHIN A WEEK BEFORE THE FIRST SPEARS EMERGE.

Spot Treatment--Apply this product immediately after cutting, but prior to the emergence of new spears. Do not treat more than 10 percent of the total field area to be harvested. Do not harvest within 5 days of treatment.

Postharvest--Apply this product after the last harvest and all spears have been removed. If spears are allowed to regrow, delay application until ferns have developed. Delayed treatments should be applied as directed or shielded spray in order to avoid contact of the spray with ferns, stems or spears. Direct contact of the spray with the asparagus may result in serious crop injury.

NOTE: Select and use recommended types of spray equipment for postemergence postharvest applications. A directed spray is any application where the spray pattern is aligned in such a way as to avoid direct contact of the spray with the crop. A shielded spray is any application where a physical barrier is positioned and maintained between the spray and the crop to prevent contact of spray with the crop.

BERRIES AND SMALL FRUITS

Wiper applicators may be used in cranberries in accordance with instructions in this section.

For other berries, apply as a preplant broadcast application, or as a directed spray or wiper application post-planting.

See "GENERAL INFORMATION" and "MIXING, ADDITIVES and APPLICATION INSTRUCTIONS" sections of this label for essential product performance information.

See the "SELECTIVE EQUIPMENT" part of the "APPLICATION EQUIPMENT and TECHNIQUES" section of this label for information on recommended use and calibration of this equipment.

Allow a minimum of 30 days between last application and harvest of cranberries. For other small fruits and berries, allow a minimum of 14 days between last application and harvest.

For Wick or other Wiper Applicators--Mix 1 gallon of this product in 4 gallons of water to prepare a 20 percent solution.

In severe infestations, reduce equipment ground speed to ensure that adequate amounts of this product are wiped on the weeds. A second treatment in the opposite direction may be beneficial.

Do not permit herbicide solution to contact desirable vegetation, including green shoots, canes or foliage.

CORN

TYPES OF CORN: Field corn, seed corn, sweet corn and popcorn.

TYPES OF APPLICATIONS: Preplant, preemergence, at-planting, hooded sprayers, spot treatment, preharvest, post-harvest.

Adding 1 to 2 percent by weight of dry ammonium sulfate (or equivalent from other formulations) may increase the performance of this product.

Preplant, Preemergence and At-planting--This product may be applied before, during or after planting corn. Applications must be made prior to emergence of the crop.

Subject to any limitations stated on labeling of specific products, the following tank mixtures may be applied before, during or after planting in conventional tillage systems, into a cover crop, established sod or in previous crop residue. Apply these tank mixtures in 10 to 20 gallons of water or 10 to 60 gallons of nitrogen solution per acre.

ATRAZINE
BANVEL®/Dicamba
BICEP®
BICEP II
BLADEX®/Cyanazine
BROADSTRIKE®
BULLET®
DUAL®
DUAL II

EXTRAZINE®
FRONTIER®
GUARDSMAN®
HARNESS®/Acetochlor
HARNESS XTRA
HARNESS EXTRA 5.6L
LARIAT®
LASSO®/Alachlor
LINEX®

LOROX®/Linuron
MARKSMAN®/Atrazine + Dicamba
MICRO-TECH®
PARTNER®
PROWL®/Pendimethalin
SIMAZINE
SURPASS®/Acetochlor
SURPASS 100
TOPNOTCH®

For Southern states (see map as a guide), do not apply in nitrogen solutions to tough-to-control grasses such as barnyardgrass, fall panicum, broadleaf signalgrass, annual ryegrass and any perennial weeds.

For improved burndown, this product may be tank mixed with 2,4-D (Weedar®, Weedone® and others) or dicamba.



For difficult-to-control annual weeds such as fall panicum, barnyardgrass, crabgrass, shattercane and broadleaf signalgrass up to 2 inches tall, and Pennsylvania smartweed up to 6 inches tall, apply this product at 2 pints per acre in these tank mixtures. For other labeled annual weeds, apply 1 to 1-1/2 pints of this product per acre when weeds are less than 6 inches tall, and 2 to 3 pints when weeds are over 6 inches tall.

Do not plant corn until at least 7 days after application of 2,4-D or dicamba.

The tank mix recommendations in this section are not registered in California.

Hooded Sprayers--This product may be used through hooded sprayers for weed control between the rows of corn. Only hooded sprayers that completely enclose the spray pattern may be used.

A hooded sprayer is a type of shielded applicator. The spray pattern is completely enclosed on the top and all 4 sides by a hood, thereby shielding the crop from the spray solution. This equipment must be set up and operated in a manner that avoids bouncing or raising the hoods off the ground in any way. If the hoods are raised, spray particles may escape and come into contact with the crop, causing damage or destruction of the crop. The spray hoods must be operated on the ground or skimming across the ground. Tractor speed must be adjusted to avoid bouncing of the spray hoods. Avoid operation on rough or sloping ground where the spray hoods might be raised off the ground.

When applying to corn that is grown on raised beds, ensure that the hood is designed to completely enclose the spray solution. If necessary, extend the front and rear flaps of the hoods to reach the ground in deep furrows.

Follow these requirements:

- The spray hoods must be operated on the ground or skimming across the ground.
- Do not apply more than 1 quart of this product per acre per application.
- Corn must be at least 12 inches tall, measured without extending leaves.
- Leave at least an 8-inch untreated strip over the drill row. For example, if the crop row width is 38 inches, the maximum width of the spray hood should be 30 inches.
- Maximum tractor speed: 5 mph.
- Maximum wind speed: 10 mph.
- Use low-drift nozzles.

Crop injury may occur when the foliage of treated weeds comes into direct contact with leaves of the crop. Do not apply this product when the leaves of the crop are growing in direct contact with weeds to be treated. Droplets, mist, foam or splatter of the herbicide solution may contact the crop and cause discoloration, stunting or destruction.

Contact of this product in any manner to any vegetation to which treatment is not intended may cause damage. Such damage shall be the sole responsibility of the applicator.

For specific rates of application and instructions for control of various annual and perennial weeds, see the "WEEDS CONTROLLED" section of the label booklet.

Do not graze or feed corn forage or fodder following applications of this product through hooded sprayers. Do not apply more than 3 quarts of this product per acre per year for hooded sprayer applications.

Spot treatment--For spot treatments, apply this product prior to silking of corn.

Do not treat more than 10 percent of the total field area to be harvested. The crop receiving spray in the treated area will be killed. Take care to avoid drift or spray outside target area for the same reason.

Preharvest--Make applications at 35 percent grain moisture or less. Ensure that maximum kernel fill is complete and the corn is physiologically mature (black layer formed). For ground applications, apply up to 3 quarts of this product per acre. For aerial applications, apply up to 1 quart of this product per acre.

Allow a minimum of 7 days between application and harvest. It is not recommended that corn grown for seed be treated pre-harvest because a reduction in germination or vigor may result.

Post-harvest--This product may be applied after harvest of corn. Higher recommended rates may be required for control of large weeds which were growing in the crop at the time of harvest. Tank mixtures with 2,4-D or dicamba may be used.

Do not harvest or feed treated vegetation for 8 weeks following application.

POSTEMERGENCE APPLICATIONS TO CORN WITH THE ROUNDUP READY® GENE

General Information

NUFARM, INC. RECOMMENDS USE OF THIS PRODUCT ONLY ON CORN HYBRIDS DESIGNATED AS CONTAINING THE ROUNDUP READY GENE.

- Applying this product to corn hybrids which are not designated as Roundup Ready will result in severe crop injury and yield loss.
- The Roundup Ready designation indicates that the corn contains a patented gene which provides tolerance to this herbicide. Information on Roundup Ready corn may be obtained from your seed supplier or Nufarm representative.

Application Instructions

This product may be applied postemergence to Roundup Ready corn from emergence through the V8 stage (8 leaves with collars) or until corn height reaches 30 inches, whichever comes first. Single in-crop applications of this product are not to exceed 1 quart per acre. Sequential in-crop applications of this product from emergence through the V8 stage or 30 inches must not exceed 2 quarts per acre per growing season.

Maximum Allowable Yearly Rates:

- **Preplant:** Maximum amount of this product which can be applied prior to crop emergence is 5 quarts per acre.
- **In-crop:** Maximum combined total of multiple in-crop applications from emergence through the V8 stage or 30 inches is 2 quarts per acre.
- **Preharvest:** Maximum amount of this product that can be applied after maximum kernel fill is complete and the crop is physiologically mature (black layer formation) until 7 days before harvest is 1 quart per acre.
- **Cropping Season:** Combined total per year for all applications may not exceed 8 quarts per acre.

When applied as directed, this product controls labeled annual grass and broadleaf weeds in Roundup Ready corn. Many perennial grasses and broadleaf weeds will be controlled or suppressed with one or more applications of this product. Applications should be made to actively growing weeds before they reach the maximum size listed in the label booklet. Refer to the label booklet for proper use instructions.

The addition of 1 to 2 percent dry ammonium sulfate by weight or 8.5 to 17 pounds per 100 gallons of water may increase the performance of this product under hard water conditions, drought conditions or when tank mixed with Bullet®, Micro-Tech® or Partner® herbicides. Ensure that ammonium sulfate is completely dissolved in the spray tank before adding herbicides. Thoroughly rinse the spray system with clean water after use to reduce corrosion. The addition of other additives, including fertilizers and micronutrients is not recommended with this product since they may result in increased potential for crop injury.

Allow a minimum of 50 days between application of the product and harvest of corn forage and 7 days between application and harvest of corn grain. Allow a minimum of 10 days between in-crop applications of this product. There are no rotational crop restrictions following applications of this product.

ATTENTION: AVOID DRIFT. EXTREME CARE MUST BE USED WHEN APPLYING THIS PRODUCT TO PREVENT INJURY TO DESIRABLE PLANTS AND CROPS WHICH DO NOT CONTAIN THE ROUNDUP READY GENE.

THOROUGHLY CLEAN THE SPRAY TANK AND ALL LINES AND FILTERS TO ELIMINATE POTENTIAL CONTAMINATION FROM OTHER HERBICIDES PRIOR TO MIXING AND APPLYING THIS PRODUCT.

For ground applications: Use the recommended rates of this product in 5 to 20 gallons of spray solution per acre as a broadcast spray. Carefully select correct nozzles and spray pressure to avoid spraying a fine mist. Check for even distribution of spray droplets.

For aerial applications: Use the recommended rates of this product in 3 to 15 gallons of spray solution per acre but do not exceed 1 quart of product per acre. Refer to label booklet for weeds controlled or suppressed. AVOID DRIFT – DO NOT APPLY DURING INVERSION CONDITIONS, WHEN WINDS ARE GUSTY OR UNDER ANY OTHER CONDITIONS WHICH FAVOR DRIFT. DRIFT MAY CAUSE DAMAGE TO ANY VEGETATION CONTACTED TO WHICH TREATMENT IS NOT INTENDED. TO PREVENT INJURY TO ADJACENT VEGETATION, APPROPRIATE BUFFER ZONES MUST BE MAINTAINED.

Weed Control Recommendations

Apply 24 to 32 fluid ounce of this herbicide per acre for control of labeled grasses and broadleaf weeds in conventional and no-till corn production systems. Refer to the label booklet for rate recommendations for specific annual weeds. Up to 1 quart per acre will control or suppress the growth of perennial weeds such as: bermudagrass, Canada thistle, common milkweed, field bindweed, hemp dogbane, horsenettle, nutsedge, quackgrass, rhizome johnsongrass, redvine, trumpetcreeper, swamp smartweed, and wirestem muhly. For additional information on perennial weeds, see the label booklet.

Preemergence followed by Postemergence Weed Control Program: This product may be applied postemergence in-crop following any labeled preemergence herbicide application. The post application of this product should be made before the weeds reach a height and/or density that the weeds become competitive with the crop. A single in-crop application of this product at the recommended rate will provide control of emerged weeds listed on the label. This product may be applied postemergence to Roundup Ready corn from emergence through the V8 stage (8 leaves with collars) or until corn height reaches 30 inches (free standing), whichever comes first.

Postemergence Only Weed Control Program: This product may be applied alone as a postemergence in-crop application to provide control of emerged weeds listed on the label. The postemergence application of this product should be made before the weeds reach a height and/or density that the weeds become competitive with the crop. If new flushes of weeds occur, a sequential application of this product at 24 to 32 fluid ounces per acre will control the labeled grasses and broadleaf weeds. This product may be applied postemergence to Roundup Ready corn from emergence through the V8 stage or until corn height reaches 30 inches (free standing), whichever comes first.

This product may be applied in a tank mixture with a labeled rate of Harness®, Harness Xtra, Harness Xtra 5.6L, Micro-Tech, Bullet, Partner, Permit® or atrazine. Refer to the specific product label and observe all precautions and limitations on the labels for all products used in tank mixtures, including application timing restrictions, soil restrictions, minimum re-cropping interval and rotational guidelines – the more restrictive requirements apply. Tank mixtures with other products may result in increased potential for crop injury and/or weed antagonism. Refer to the table below for height limitation for tank mix partner.

Tank Mix Partner	Maximum Height Of Corn For Application
Harness Harness Xtra Harness Xtra 5.6L	11 inches
Bullet* Micro-Tech* Partner*	5 inches
Permit	24 inches
Atrazine	12 inches

*Bullet, Micro-Tech and Partner are not registered for use as a postemergence application in Texas.

POSTEMERGENCE APPLICATIONS TO COTTON WITH THE ROUNDUP READY® GENE

General Information

NUFARM, INC. RECOMMENDS CREDIT™ HERBICIDE FOR USE ONLY OVER-THE-TOP OF OR DIRECTED ONTO IMPROVED COTTON VARIETIES THAT ARE DESIGNATED AS COTTON WITH THE ROUNDUP READY® GENE.

- Severe injury or death of cotton will result if any cotton varieties not properly designated as having the Roundup Ready gene are sprayed with this product. Avoid contact of herbicide with foliage, green stems, or fruit of crops, or any desirable plants and trees, other than crops with the Roundup Ready gene, since severe injury or destruction will result.
- The Roundup Ready designation indicates that the cotton contains a patented gene which provides tolerance to glyphosate herbicides. Information on Roundup Ready cotton may be obtained from your seed supplier.

Application Instructions

This product will control many troublesome weeds with over-the-top, post-directed, hooded sprayer, or preharvest applications in Roundup Ready cotton.

Maximum Allowable Yearly Rates:

- | | |
|---|-------------------|
| • Combined total per year for all applications | 8 quarts per acre |
| • Preplant, Preemergence applications | 5 quarts per acre |
| • Total in-crop applications from cracking to layby | 4 quarts per acre |
| • Maximum preharvest application rate | 2 quarts per acre |

For ground applications with broadcast equipment, apply this product in 5 to 20 gallons of spray solution per acre. Carefully select proper nozzle and spray pressure to avoid spraying a fine mist. For best results with ground application equipment, use flat fan nozzles. Check for even distribution of spray droplets.

For aerial applications, apply this product in 3 to 15 gallons of water per acre.

DO NOT EXCEED A MAXIMUM RATE OF 1 QUART PER ACRE OF THIS PRODUCT WHEN MAKING APPLICATIONS BY AIR. AVOID DRIFT. EXTREME CARE MUST BE USED WHEN APPLYING THIS PRODUCT TO PREVENT INJURY TO DESIRABLE PLANTS AND CROPS WHICH DO NOT CONTAIN THE ROUNDUP READY GENE. Do not apply during low-level inversion conditions, when winds are gusty or under any other conditions which favor drift. Drift may cause damage to any vegetation contacted to which treatment is not intended. To prevent injury to adjacent desirable vegetation, appropriate buffer zones must be maintained.

There are no rotational crop restrictions following applications of this product.

Sprayer Preparation: It is important that sprayer and mixing equipment be clean and free of pesticide residue before making applications of this product to Roundup Ready cotton. Follow the cleaning procedures specified on the label of the product(s) previously used. Cotton is very sensitive to many herbicides at extremely low concentrations and care should be taken to thoroughly clean all equipment prior to use.

Types of Applications to Roundup Ready Cotton:

Preplant Burndown: Always plant into a weed free seedbed. In no-till and stale seedbed systems, always burn down existing weeds before cotton emerges. Apply a preplant burndown treatment of 16 to 48 fluid ounces per acre of this product.

Over-the-top applications: This product may be applied by aerial or ground application equipment postemergence to Roundup Ready cotton from the ground cracking stage until the four leaf (node) stage of development (until the fifth true leaf reaches the size of a quarter). **Over-the-top applications made after the four leaf (node) stage of development may result in boll loss, delayed maturity and/or yield loss.** Any single over-the-top broadcast application should not exceed 1 quart per acre. No more than two over-the-top broadcast applications may be made from crop emergence through the four leaf (node) stage of development. Sequential over-the-top applications of this product must be at least 10 days apart and cotton must have at least two nodes of incremental growth between applications.

Post-directed or hooded applications: This product may be applied using precision post-directed or hooded sprayers to Roundup Ready cotton through layby. At this stage, post-directed equipment should be used which directs the spray to the base of the cotton plants. Contact of the spray with cotton leaves should be avoided to the maximum extent possible. To minimize spray onto the leaves of the cotton plants, place nozzles in a low position directing a horizontal spray pattern under the cotton leaves to contact weeds in the row, and maintain low spray pressure (less than 30 PSI). For best results, make applications while weeds are small (less than 3 inches).

Any single post-directed application should not exceed 1 quart per acre of this product. No more than two applications should be made from the fifth leaf through layby. Sequential in-crop applications of this product must be at least 10 days apart and cotton must have at least two nodes of incremental growth between applications.

ATTENTION: USE OF CREDIT DUO EXTRA HERBICIDE IN ACCORDANCE WITH LABEL DIRECTIONS IS EXPECTED TO RESULT IN NORMAL GROWTH OF ROUNDUP READY COTTON. HOWEVER, VARIOUS ENVIRONMENTAL CONDITIONS, AGRONOMIC PRACTICES AND OTHER FACTORS MAKE IT IMPOSSIBLE TO ELIMINATE ALL RISKS ASSOCIATED WITH THIS PRODUCT, EVEN WHEN APPLICATIONS ARE MADE IN CONFORMANCE WITH THE LABEL SPECIFICATIONS. IN SOME CASES, THESE FACTORS CAN RESULT IN BOLL LOSS, DELAYED MATURITY AND/OR YIELD LOSS.

Salvage Treatment: This treatment may be used after the four leaf stage of development and should only be used where weeds threaten to cause the loss of the crop. One quart per acre may be applied either as an over-the-top applications or as a post-directed treatments sprayed higher on the cotton plants and over the weeds.

NOTE: SALVAGE TREATMENTS WILL RESULT IN SIGNIFICANT BOLL LOSS, DELAYED MATURITY AND/OR YIELD LOSS. NO MORE THAN ONE SALVAGE TREATMENT SHOULD BE USED PER GROWING SEASON.

Weeds controlled: For specific rates of application and instructions for control of various annual and perennial weeds, refer to "ANNUAL WEEDS RATE TABLE" section of this booklet. Nufarm Credit Duo Extra Herbicide applied at 1 quart per acre will burndown or suppress the growth of the following perennial weeds and reduce crop competition from yellow and purple nutsedge rhizome johnsongrass, common bermudagrass, silverleaf nightshade, trumpet creeper, and redvine. Fall preharvest applications may be required for control of these perennial weeds.

Tank mixtures with other herbicides may result in reduced weed control or crop injury and are not recommended for over-the-top applications of this product.

Some weeds with multiple germination times or suppressed (stunted) weeds may require sequential applications of this product for control.

Preharvest applications: This product may be applied for preharvest annual and perennial weed control as a broadcast treatment to Roundup Ready cotton after 20% boll crack. Allow a minimum of 7 days between application and harvest. NOTE: Credit Duo Extra Herbicide will not enhance performance of harvest aids when applied to Roundup Ready cotton. DO NOT APPLY THIS HERBICIDE PREHARVEST TO CROPS GROWN FOR SEED.

Read the "Limit of Warranty and Liability" in this label booklet for Nufarm Credit Duo Extra Herbicide before using. For over-the-top uses on Roundup Ready crop varieties, crop safety and weed control performance are not warranted by Nufarm, Inc. when this product is used in conjunction with "brown bag" or "bin-run" seed saved from previous year's production and replanted. If these terms are not acceptable, return the product unopened at once.

FALLOW AND REDUCED TILLAGE SYSTEMS

FOR AERIAL APPLICATION IN CALIFORNIA, REFER TO STATE INFORMATION ON AERIAL APPLICATIONS.

Use this product in fallow and reduced tillage systems for control of annual weeds prior to emergence of crops listed in this label. Refer to the "WEEDS CONTROLLED" section of this label for specific rates and instructions. This product may be applied using ground or aerial spray equipment. See the "APPLICATION EQUIPMENT and TECHNIQUES" section of this label for instructions.

TANK MIXTURES

Nufarm Credit Duo Extra plus BANVEL or dicamba

Nufarm Credit Duo Extra plus 2,4-D

Nufarm Credit Duo Extra plus GOAL or oxyflurofen*

DO NOT APPLY BANVEL, DICAMBA OR 2,4-D TANK MIXTURES BY AIR IN CALIFORNIA.

Applications of 2,4-D, Banvel or dicamba must be made at least 7 days prior to planting corn.

The addition of Banvel or dicamba in a mixture with this product may provide short-term residual control of selected weed species. Some crop injury may occur if Banvel or dicamba is applied within 45 days of planting. Refer to the Banvel, dicamba or 2,4-D labels for cropping restrictions and other use instructions.

Nufarm Credit Duo Extra plus Goal or Oxyflurofen Tank Mixtures

This product alone or in tank mixtures with Goal or Oxyflurofen will provide control of those weeds listed below.

Make applications when weeds are actively growing and at the recommended stages of growth. Avoid spraying when weeds are subject to moisture stress, when dust is on the foliage or when straw canopy covers the weeds.

Nufarm Credit Duo Extra 12 fluid oz./acre

Wheat	18"
Barley	12"
Bluegrass, annual	6"
Barnyardgrass	6"
Rye	6"

Nufarm Credit Duo Extra 16 fluid oz./acre

Annual grasses listed above plus:

Ryegrass, annual	6"
Chickweed	6"
Groundsel	6"
Marestail	6"
Rocket, London	6"
Shepherdspurse	6"
Crabgrass	12"
Johnsongrass, seedling	12"
Lambsquarters	12"
Oats, wild	12"
Pigweed, redroot	12"
Mustards	12"

NOTE: Use 32 fluid ounces of this product per acre where heavy weed densities exist.

Nufarm Credit Duo Extra 12 fluid oz./acre

Nufarm Credit Duo Extra 16 fluid oz./acre

GOAL or Oxyflurofen 2 to 4 fluid oz./acre**

GOAL or Oxyflurofen 2 to 4 fluid oz./acre**

Annual grasses above plus:

Cheeseweed, common	3"
Chickweed	3"
Groundsel	3"
Rocket, London	6"
Shepherdspurse	6"

Annual weeds above plus:

Cheeseweed, common	6"
Groundsel	6"
Chickweed	12"
Rocket, London	12"
Shepherdspurse	12"

NOTE: Use 32 fluid ounces of this product per acre in mixtures with 2 to 4 fluid ounces of Goal or Oxyflurofen per acre where heavy weed densities exist.

* Maximum height or length in inches.

** Use the higher rate of Goal or Oxyflufen when weeds approach maximum recommended height or stands are dense.

These recommended tank mixtures may be applied using ground or aerial spray equipment. Refer to the "WEEDS CONTROLLED" section of this label for specific rates and instructions.

ECOFARMING SYSTEMS

The recommendations made in this section are not registered for use in California.

The Ecofarming System consists of the following rotation: winter wheat, corn/sorghum, ecofallow.

Use the following tank mixtures for control of emerged annual weeds before planting corn or sorghum in the Ecofarming System.

Nufarm Credit Duo Extra at 16 to 20 fluid ounces per acre

plus

2,4-D at 0.375 to 0.5 pound a.i. per acre

plus

Atrazine at 0.75 to 1 pound a.i. per acre

plus

Lasso® at 2.5 to 3 quarts per acre

The above tank mixture should be applied in 28-0-0 or 32-0-0 liquid fertilizer carrier at 20 to 30 gallons per acre. The liquid fertilizer may be diluted with water to achieve the desired carrier volume.

WEEDS CONTROLLED – The following weeds, up to a maximum height of 4 inches, will be controlled:

Brome, downy

Bromus tectorum

Cheat

Bromus secalinus

Foxtail, green

Setaria viridis

Foxtail, yellow

Setaria lutescens

Kochia*

Kochia scoparia

Lettuce, prickly

Lactuca serriola

Pigweed, redroot

Amaranthus retroflexus

Thistle, Russian

Salsola kali

Wheat, volunteer

Triticum aestivum

*For improved control of kochia, add 4 fluid ounces per acre (0.125 pound a.i. per acre) of Banvel or dicamba to the above tank mixture.

Risk of crop injury from 2,4-D, Banvel or dicamba can be reduced by applying this treatment 7 to 14 days before planting.

Refer to the label booklet for Lasso herbicide for preemergence weed control achieved by this tank mixture.

Refer to the specific product labels for crop rotation restrictions and cautionary statements for all products used in these tank mixtures.

AID TO TILLAGE

This product, when used in conjunction with preplant tillage practices, will provide control of downy brome, cheat, volunteer wheat, tansy mustard and foxtail. Apply 8 fluid ounces of this product in 3 to 10 gallons of water per acre. Make applications when weeds are actively growing and before they are 6 inches in height. Application must be followed by conventional tillage practices no later than 15 days after treatment and before regrowth occurs. Allow at least 1 day after application before tillage. Tank mixtures with residual herbicides may result in reduced performance.

POSTHARVEST GRAIN SORGHUM, SORGHUM REGROWTH CONTROL

This product may be applied to grain sorghum (milo) stubble following harvest to suppress or control regrowth. Apply 1 quart of this product per acre for control, or 1.5 pints of this product per acre for suppression.

PASTURES

Apply this product prior to planting forage grasses and legumes.

Pasture or Hay Crop Renovation--When applied as a broadcast spray, this product controls the annual and perennial weeds listed in this label prior to planting forage grasses or legumes. Remove domestic livestock before application and wait 8 weeks after application before grazing or harvesting.

Spot Treatment--When applied as a spot treatment as recommended, this product controls annual and perennial weeds listed in this label which are growing in pastures, forage grasses and forage legumes composed of bahiagrass, bermudagrass, bluegrass, brome, fescue, orchardgrass, ryegrass, timothy, wheatgrass, alfalfa or clover.

Wiper Application--When applied as directed, this product controls or suppresses the weeds listed under "WIPER APPLICATIONS" in the "SELECTIVE EQUIPMENT" section of this label.

For spot treatment and wiper application, apply in areas where the movement of domestic livestock can be controlled. No more than one-tenth of any acre should be treated at one time. Further applications may be made in the same area at 30-day intervals. Remove domestic livestock before application and wait 14 days after application before grazing livestock or harvesting.

SUGARCANE

When applied as directed for "CROPPING SYSTEMS", under the conditions described, this product controls those emerged annual and perennial weeds listed on this label growing in or around sugarcane or in fields prior to the emergence of plant cane. This product will also control undesirable sugarcane.

NOTE: Where repeat treatments are necessary, do not exceed a total of 10.6 quarts of this product per acre per year. Do not apply to vegetation in or around ditches, canals or ponds containing water to be used for irrigation.

Broadcast Treatment--Apply this product in 10 to 40 gallons of water per acre on emerged weeds prior to the emergence of plant cane.

For specific rates of application and instructions for control of various annual and perennial weeds, see the "WEEDS CONTROLLED" section of this label.

For removal of last stubble or ratoon cane, apply 4 to 5 quarts of this product in 10 to 40 gallons of water per acre to new growth having at least 7 or more new leaves. Allow 7 or more days after application before tillage.

Spot Treatment in or Around Sugarcane Fields--For dilution and rates of application using hand-held equipment, see "MIXING, ADDITIVES and APPLICATION INSTRUCTIONS" and "WEEDS CONTROLLED" sections of this label.

For control of volunteer or diseased sugarcane, make a 1 percent solution of this product in water and spray to wet the foliage of vegetation to be controlled.

NOTE: When spraying volunteer or diseased sugarcane, the plants should have at least 7 new leaves.

Avoid spray contact with healthy cane plants since severe damage or destruction may result.

Do not feed or graze treated sugarcane forage following application.

CONSERVATION TILLAGE, MINIMUM TILLAGE AND NO-TILL SYSTEMS SOYBEANS Tank Mixtures

The recommendations made in this section are not registered for use in California.

When applied as recommended under the conditions described, the tank mixtures listed in this section control many emerged weeds, and give preemergence control of many annual weeds where corn or soybeans will be planted directly into a cover crop, established sod or in previous crop residues.

Refer to specific product labels for crop rotation restrictions and precautionary statements of all products used in these tank mixtures. For mixing instructions, see the "MIXING, ADDITIVES and APPLICATION INSTRUCTIONS" section of this label.

Apply these tank mixtures in 10 to 20 gallons of water or 10 to 60 gallons of nitrogen solution per acre before, during or after planting. Do not apply these mixtures after crop emergence.

The addition of 1 to 2 percent dry ammonium sulfate by weight may increase the performance of this product.

NOTE: When using these tank mixtures, do not exceed 4 quarts of this product per acre.

SOYBEANS

For residual control, this product may be tank-mixed with the following herbicides or combination of herbicides:

CANOPY®	LINURON	PURSUIT®
COMMAND®	LOROX® PLUS	PURSUIT PLUS®
DUAL®	MICRO-TECH®	SCEPTER®
GEMINI®	PARTNER®	SENCOR®
LISSO®/ALACHLOR	PREVIEW®	SQUADRON®
LEXONE®	PROWL®/PENDIMETHALIN	TURBO®

For improved burndown, this product may be tank-mixed with the following herbicides:

2,4-DB

2,4-D* (WEEDONE® 638, WEEDAR® 64, others)

*See the label for 2,4-D for intervals between application and planting.

Annual Weeds--For difficult-to-control weeds such as fall panicum, barnyardgrass, crabgrass, shattercane and broadleaf signalgrass up to 2 inches tall, and Pennsylvania smartweed up to 6 inches tall, apply this product at 2 pints per acre in these tank mixtures. For other labeled annual weeds, apply 1 to 1.5 pints of this product per acre when weeds are less than 6 inches tall, and 2 to 3 pints when weeds are over 6 inches tall. For a complete list of annual weeds controlled, see the "WEEDS CONTROLLED" section of this label.

Perennial Weeds--At normal application times in minimum tillage systems, perennial weeds may not be at the proper stage of growth for control. See the "WEEDS CONTROLLED" section of this label for the proper stage of growth for perennial weeds.

Use of 2 to 4 quarts of this product per acre in the tank mixtures mentioned above, under these conditions provides top kill and reduces competition from many emerged perennial grass and broadleaf weeds. For emerged perennial weeds controlled, see the "WEEDS CONTROLLED" section of this label.

To obtain the desired stage of growth, it may be necessary to apply this product alone in the late summer or fall and then follow with a label-approved, seedling weed-control program at planting.

USE OF THESE TANK MIXTURES FOR BERMUDAGRASS OR JOHNSONGRASS CONTROL IN MINIMUM TILLAGE SYSTEMS IS NOT RECOMMENDED. For bermudagrass control, follow the instructions under "CONTROL OF PERENNIAL WEEDS" section of this label and then use a label-approved, seedling weed-control program in a minimum tillage or conventional tillage system. For Johnsongrass control, follow instructions under "CONTROL OF PERENNIAL WEEDS" section of this label, and then use a label-approved, seedling weed-control program with conventional tillage.

POSTEMERGENCE APPLICATIONS TO SOYBEANS WITH THE ROUNDUP READY® GENE

General Information

NUFARM, INC. RECOMMENDS USE OF THIS PRODUCT FOR POSTEMERGENCE APPLICATION ONLY ON SOYBEAN VARIETIES DESIGNATED AS CONTAINING THE ROUNDUP READY GENE.

- Applying this product to soybean varieties which are not designated as Roundup Ready will result in severe crop injury and yield loss. Avoid contact with foliage, green stems, or fruit of crops, or any desirable plants which do not contain the Roundup Ready gene, since severe injury or destruction will result.
- The Roundup Ready designation indicates that the soybean contains a patented gene which provides tolerance to glyphosate herbicides. Information on Roundup Ready soybeans may be obtained from your seed supplier.

Application Instructions

This product may be applied postemergence to Roundup Ready soybeans from the cracking stage throughout flowering. Allow a minimum of 14 days between application and harvest of soybeans.

Maximum Allowable Application Rates:

- | | |
|--|-------------------|
| • Combined total per year for all applications: | 8 quarts per acre |
| • Preplant, Preemergence applications: | 5 quarts per acre |
| • Total in-crop applications from cracking throughout flowering: | 3 quarts per acre |
| • Maximum preharvest application rate: | 1 quart per acre |

When applied as directed, this product will control labeled annual grasses and broadleaf weeds in Roundup Ready soybeans. Many perennial grasses and broadleaf weeds will be controlled or suppressed with one or more applications of this product.

PRECAUTIONS/RESTRICTIONS: The combined total application from crop emergence through harvest must not exceed 3 quarts per acre. The maximum rate for any single in crop application is 2 quarts per acre. The maximum combined total of this product which can be applied during flowering is 2 quarts per acre. Allow a minimum of 14 days between final application and harvest of soybeans.

There are no rotational crop restrictions following applications of this product.

For ground applications: Use the recommended rates of this product in 5 to 20 gallons of spray solution per acre as a broadcast spray. Carefully select proper nozzle and spray pressure to avoid spraying a fine mist. For best results with ground application equipment, use nozzles which provide a flat fan pattern. Check for even distribution of spray droplets.

For aerial applications: Use the recommended rates of this product in 3 to 15 gallons of spray solution per acre. Do not exceed 1 quart of this product per acre. DO NOT APPLY DURING LOW LEVEL INVERSION CONDITIONS, WHEN WINDS ARE GUSTY OR UNDER ANY OTHER CONDITIONS WHICH FAVOR DRIFT. DRIFT MAY CAUSE DAMAGE TO ANY VEGETATION CONTACTED TO WHICH TREATMENT IS NOT INTENDED. MAINTAIN APPROPRIATE BUFFER ZONES TO PREVENT INJURY TO ADJACENT DESIRABLE VEGETATION.

AERIAL APPLICATIONS ON ROUNDUP READY SOYBEANS, MAY BE MADE ONLY IN THE FOLLOWING STATES: ALABAMA, ARKANSAS, COLORADO, FLORIDA, GEORGIA, KANSAS, LOUISIANA, MISSISSIPPI, MISSOURI (BOOT HEEL ONLY), NEBRASKA, NORTH CAROLINA, NORTH DAKOTA, OKLAHOMA, SOUTH CAROLINA, SOUTH DAKOTA, TENNESSEE, TEXAS, VIRGINIA, AND WYOMING.

ANNUAL WEED RATE RECOMMENDATIONS

The following rate recommendations will provide control of labeled grasses and broadleaf weeds in conventional and no-till soybean production systems. Refer to the rate recommendations for specific annual weeds in the "ANNUAL WEEDS" section of the label.

Nufarm, Inc. will not warrant crop safety or weed control when Roundup Ready soybeans are treated with herbicides not specified on this label. Because of the potential for; 1) crop injury, 2) poor weed control from antagonism, and/or 3) rotational crop restrictions; herbicides not specified on this label (or current supplemental label) **ARE APPLIED AT THE SOLE RISK OF THE BUYER AND USER**, whether applied preemergence or applied postemergence as a tank mixture with Nufarm Credit Duo Extra Herbicide. This product may be used up to 2 quarts per acre in any single application for control of annual weeds, where heavy weed densities exist.

Preplant Burndown: The following recommendations are based on a clean start at planting by using a burndown application or tillage to control existing weeds before crop emergence. In no-till and stale seedbed systems, a preplant burn-down treatment of 16 to 64 fluid ounces per acre of this product can be used to control existing weeds prior to crop emergence.

MIDWEST/MID-ATLANTIC RECOMMENDATIONS

Narrow row or drilled soybeans: A single in-crop application of this product will provide effective control of labeled weeds. For best results, an initial application of 1 quart per acre on 4 to 8" weeds is recommended. Weeds will generally be 4 to 8" tall 3 to 5 weeks after planting. If the initial application is delayed and weeds are 8 to 18" tall, use 48 ounces per acre for best results.

Under adverse growing conditions such as drought, hail, wind damage or a poor soybean stand that slows or delays canopy closure, a sequential application of this product at 24 to 32 fluid ounces per acre may be necessary to control late flushes of weeds.

Wide row soybeans: An in-crop application of this product will provide effective control of the initial stand of labeled weeds. For best results, an initial application of 1 quart per acre on 4 to 8" weeds is recommended. Weeds will generally be 4 to 8" tall 3 to 5 weeks after planting. If new flushes of weeds occur, they can be controlled by sequential applications of this product.

Initial and Sequential (if needed) Applications

<u>Weed Height (inches)</u>	<u>Rate (fluid ounces per acre)</u>
1 to 3	24
4 to 8	32
8 to 18	48

Giant ragweed: Apply 1 quart per acre when the weed is 8 to 12" tall to avoid the need for sequential application.

Black nightshade, Pennsylvania smartweed, velvetleaf, and waterhemp: Apply 1 quart per acre to weeds 3 to 6" tall, and 48 fl oz per acre when weeds are up to 12" tall.

Morningglory species: Apply 1 quart when weeds are up to 4" tall and 48 fl oz per acre when weeds are up to 6" tall.

Sequential Application for Certain Weeds: Some weeds, such as black nightshade, woolly cupgrass, shattercane, wild proso millet, burcumber, and giant ragweed, with multiple germination times may require a sequential application of this product. Suppressed or stunted weeds may also require sequential applications. Sequential applications should be made after some regrowth has occurred. Use a minimum of 24 fluid ounces of this product per acre for sequential applications.

SOUTHEAST RECOMMENDATIONS

Narrow row, drilled, or wide-row soybeans: An in-crop application of this product will provide effective control of the initial stand of labeled weeds. For best results, an initial application of 1 quart per acre on 3 to 6" weeds is recommended. Weeds will generally be 3 to 6" tall 2 to 3 weeks after planting.

<u>Weed Height (inches)</u>	<u>Rate (fluid ounces per acre)</u>
3 to 6	32
6 to 12	48

Under adverse growing conditions such as drought, hail, wind damage or a poor soybean stand that slows or delays canopy closure, a sequential application of this product at 16 to 32 fluid ounces per acre may be necessary to control late flushes of weeds.

Sequential Application (if needed)

<u>Weed Height (inches)</u>	<u>Rate (fluid ounces per acre)</u>
2 to 3	16
3 to 6	24
6 to 12	32

Florida pusley, hemp sesbania and spurred anoda: Apply 1 quart per acre to weeds 2 to 4" tall for the initial application. Apply 1 quart per acre when these weeds are 3 to 6" tall if a sequential application is necessary.

Morningglory, black nightshade, groundcherry, and Pennsylvania smartweed: Apply 24 fl oz per acre on 1 to 3" weeds, 32 fl oz per acre on 3 to 6" weeds, or 48 fl oz per acre on 6 to 12" weeds for the initial application.

Sequential Application for Certain Weeds: Some weeds, such as black nightshade, broadleaf signalgrass, Texas panicum, burcumber, and sicklepod, with multiple germination times may require a sequential application of this product. Suppressed or stunted weeds may also require sequential applications. Sequential applications should be made after some regrowth has occurred. Use a minimum of 16 fluid ounces of this product per acre for sequential applications. The combined total of all in-crop postemergence treatments must not exceed 96 fluid ounces per acre.

DELTA/MID-SOUTH RECOMMENDATIONS

Narrow row, drilled, or wide row soybeans: An in-crop application of this product will provide effective control of the initial stand of labeled weeds. A sequential application will be required to control new flushes of weeds. For best results, an initial application of 32 fluid ounces per acre on 2 to 4" weeds is recommended. Weeds will generally be 2 to 4" tall 2 to 3 weeks after planting.

Initial Treatment

<u>Weed Height (inches)</u>	<u>Rate (fluid ounces per acre)</u>
2 to 4	32
5 to 12	48

Sequential Application

<u>Weed Height (inches)</u>	<u>Rate (fluid ounces per acre)</u>
2 to 3	16
3 to 6	24
6 to 12	32

Hemp sesbania and spurred anoda: Apply a sequential treatment of 32 fl oz per acre on 3 to 6" weeds if necessary

Sequential Application for Certain Weeds: Some weeds, such as black nightshade, broadleaf signalgrass, Texas panicum, burcumber, and sicklepod, with multiple germination times may require a sequential application of this product. Suppressed or stunted weeds may also require sequential applications. Sequential applications should be made after some regrowth has occurred. Use a minimum of 16 fluid ounces of this product per acre for sequential applications.

PERENNIAL WEEDS RATE RECOMMENDATIONS

At the rate of 1 to 2 quarts per acre (single or multiple applications), this product will control or suppress perennial weeds such as: bermudagrass, Canada thistle, common milkweed, field bindweed, hemp dogbane, horsenettle, marestail (horseweed), nutsedge, quackgrass, rhizome johnsongrass, redvine, trumpetcreeper, swamp smartweed, and wirestem muhly.

For best results, allow perennial weed species to achieve at least 6" of growth before spraying with this herbicide. For additional information on perennial weeds, see the "PERENNIAL WEEDS" section of this label. For some perennial species, repeat application may be required to eliminate crop competition throughout the growing season.

PREHARVEST APPLICATIONS ON ALFALFA, COTTON, GRAIN SORGHUM, SOYBEANS AND WHEAT

When applied as directed under the conditions described, this product controls annual and perennial weeds listed on this label prior to the harvest of alfalfa, cotton, grain sorghum, soybeans and wheat.

For specific rates and application instructions for control of various annual and perennial weeds, see the "WEEDS CONTROLLED" section of this label.

This product may be applied by both ground and aerial application equipment. DO NOT APPLY MORE THAN 1 QUART PER ACRE OF THIS PRODUCT BY AIR. See the "APPLICATION EQUIPMENT AND TECHNIQUES" section of this label for instructions for ground and aerial applications.

NOTE: Do not apply to crops grown for seed unless the likelihood of a reduction in germination and/or vigor is acceptable. Reduction in germination or vigor may occur.

The use of this product for preharvest grain sorghum (Milo) is not registered in California.

SOYBEANS

Apply after pods have set and lost all green color. Allow a minimum of 7 days between application and harvest of soybeans. Care should be taken to avoid excessive seed shatter loss due to ground application equipment.

Do not graze or harvest treated crop for livestock feed within 25 days of last preharvest application.

DO NOT APPLY MORE THAN 6 QUARTS PER ACRE OF THIS PRODUCT FOR PREHARVEST APPLICATIONS TO SOYBEANS.

ALFALFA

This product may be used in declining alfalfa stands or any stand of alfalfa where crop destruction is acceptable. This application will severely injure or destroy the stand of alfalfa. The application rate of 1 quart per acre will control most annual and perennial weeds, including quackgrass, when applied prior to the harvest of alfalfa.

The treated crop can be harvested and fed to livestock after 36 hours. Allow a minimum of 36 hours between application and harvest. For best results, harvest within 7 days of spraying.

Applications may be made at any time of year. Make only one preharvest application to an existing stand of alfalfa per year. For control of quackgrass, apply in the spring, late summer or fall when quackgrass is actively growing and at the proper growth stage (6 to 8 inches or more in height). Treatments for quackgrass must be followed by deep tillage for complete control.

DO NOT APPLY MORE THAN 1 QUART OF THIS PRODUCT PER ACRE AS A PREHARVEST TREATMENT TO ALFALFA.

COTTON

Broadcast Applications--This product may be applied using either aerial or ground spray equipment. For ground applications with broadcast equipment, apply this product in 10 to 20 gallons of water per acre. For aerial applications, apply this product in 3 to 10 gallons of water per acre.

This product provides weed control and cotton regrowth inhibition when applied prior to the harvest of cotton. Apply 1 to 2 quarts of this product in 3 to 10 gallons of water per acre for cotton regrowth inhibition. DO NOT APPLY MORE THAN 2 QUARTS OF THIS PRODUCT PER ACRE FOR PREHARVEST APPLICATIONS TO COTTON. THE USE OF ADDITIVES FOR PREHARVEST APPLICATION TO COTTON IS PROHIBITED.

This product may be tank mixed with DEF® 6, Folex® or Prep® to provide additional enhancement of cotton leaf drop.

Allow a minimum of 7 days between application and harvest of cotton.

Apply after sufficient bolls have developed to produce the desired yield of cotton. Applications made prior to this time could affect maximum yield potential.

Do not feed or graze treated cotton forage or hay following preharvest applications.

GRAIN SORGHUM (MILO)

Make applications at 30% grain moisture or less and at least 7 days prior to harvest.

Apply up to 2 quarts of this product per acre.

WHEAT

Apply after the hard-dough stage of grain (30% or less grain moisture) and at least 7 days prior to harvest.

DO NOT APPLY MORE THAN 1 QUART PER ACRE OF THIS PRODUCT FOR PREHARVEST APPLICATIONS TO WHEAT.

TREE AND VINE CROPS

This product is recommended for weed control in established groves, vineyards, and orchards, or for site preparation prior to transplanting crops listed in this section. Applications may be made with boom equipment, CDA, shielded sprayers, hand-held and high-volume wands, lances, orchard guns or with wiper applicator equipment, except as directed in this section. See the "APPLICATION EQUIPMENT AND TECHNIQUES" section of this label for specific information on use of equipment.

When applying this product, refer to the "WEEDS CONTROLLED" section of this label and to specific recommendations in this section for rates to be used.

NOTE

Repeat treatments may be necessary to control weeds originating from underground parts of untreated weeds or from seeds. This product does not provide residual weed control. For subsequent weed control, use repeated applications of this product. Do not apply more than 10.6 quarts of this product per acre per year.

EXTREME CARE MUST BE EXERCISED TO AVOID CONTACT OF HERBICIDE SOLUTION, SPRAY, DRIFT OR MIST WITH FOLIAGE OR GREEN BARK OF TRUNK, BRANCHES, SUCKERS, FRUIT OR OTHER PARTS OF TREES OR VINES. CONTACT OF THIS PRODUCT WITH OTHER THAN MATURED BROWN BARK CAN RESULT IN SERIOUS CROP DAMAGE.

AVOID PAINTING OUT STUMPS WITH THIS PRODUCT AS INJURY RESULTING FROM ROOT GRAFTING MAY OCCUR IN ADJACENT TREES.

Reduced control may result when applications are made to annual or perennial weeds that have been mowed, grazed or cut and have not been allowed to regrow to the recommended stage for treatment.

For specific rates of applications and instructions, see the "WEEDS CONTROLLED" section of this label, and to specific recommendations which follow.

MIDDLES MANAGEMENT

FOR ANNUAL WEEDS IN MIDDLES BETWEEN ROWS OF TREE AND VINE CROPS

For citrus crops, treat uniformly between trees.

Nufarm Credit Duo Extra

Nufarm Credit Duo Extra plus GOAL or Oxyflurofen

This product alone or in mixtures with Goal or Oxyflurofen will control or suppress the annual weeds listed below.

Apply the recommended rates of this product, either alone or in mixtures with Goal or Oxyflurofen in 3 to 10 gallons of water per acre. Apply when weeds are actively growing and less than 6 inches in height or diameter. If weeds are under drought stress, irrigate prior to application. Reduced control may occur if weeds have been mowed prior to application. Up to 48 fluid ounces per acre of this product may be used to control weeds, which have been mowed, are stressed or are growing in dense populations.

RATE PER ACRE				
WEED SPECIES	MAXIMUM HEIGHT/DIAMETER (Inches)	NUFARM CREDIT DUO EXTRA (Fluid Ounces)	GOAL or Oxyflurofen (Fluid Ounces)	
Barley <i>Hordeum vulgare</i>	6	8	--	
Bluegrass, annual <i>Poa annua</i>				
Barnyardgrass <i>Echinochloa crus-galli</i>	6	12	--	
Chickweed, common <i>Stellaria media</i>				
Red Maids <i>Calandrinia ciliata</i>				
Crabgrass <i>Digitaria spp.</i>	6	16	--	
Fleabane, hairy <i>Conyza bonariensis</i>				
Groundsel, common <i>Senecio vulgaris</i>			or	
Junglerice <i>Echinochloa colonum</i>				
Lambsquarters, common <i>Chenopodium album</i>		16 to 32	+	4 to 16**
Pigweed, redroot <i>Amaranthus retroflexus</i>				
Rocket, London <i>Sisymbrium irio</i>				
Ryegrass, common <i>Lolium multiflorum</i>				
Shepherdspurse <i>Capsella bursa-pastoris</i>				
Sowthistle, annual <i>Sonchus oleraceus</i>				
Cheeseweed, common <i>Malva spp.</i>	3	12 to 32	+	4 to 16
Cheeseweed, common <i>Malva spp.</i>	6	16 to 32	+	4 to 16
Filaree* <i>Erodium spp.</i>				
Horseweed/Marestail <i>Conyza canadensis</i>				

(continued)

WEED SPECIES	MAXIMUM HEIGHT/DIAMETER (Inches)	RATE PER ACRE	
		NUFARM CREDIT DUO EXTRA (Fluid Ounces)	GOAL or Oxyflurofen (Fluid Ounces)
Nettle, stinging <i>Urtica dioica</i>	6	16 to 32	+ 4 to 16
Purselane, common* <i>Portulaca oleracea</i>			

* Suppression only.

** The mixture of this product plus Goal or Oxyflurofen is recommended when weeds are stressed or growing in dense populations.

STRIPS

FOR ANNUAL AND PERENNIAL WEEDS IN STRIPS OF TREE AND VINE CROPS

TANK MIXTURES WITH RESIDUAL HERBICIDES

When applied as a tank mixture, this product provides control of the emerged annual weeds and control or suppression of emerged perennial weeds listed in this label. The following residual herbicides will provide preemergence control of those weeds listed in the individual product labels.

Nufarm Credit Duo Extra plus GOAL 2XL or Oxyflurofen

Nufarm Credit Duo Extra plus KARMEK® DF or diuron

Nufarm Credit Duo Extra plus KROVAR I

Nufarm Credit Duo Extra plus KROVAR II

Nufarm Credit Duo Extra plus PRINCEP CALIBER 90

Nufarm Credit Duo Extra plus SIMAZINE 4L, 80W or 90DF

Nufarm Credit Duo Extra plus SOLICAM® 80DF

Nufarm Credit Duo Extra plus SURFLAN AS or 75W

Nufarm Credit Duo Extra plus PRINCEP CALIBER 90, SIMAZINE 4L, 80W or 90DF plus SURFLAN AS or 75W

Nufarm Credit Duo Extra plus GOAL 2XL plus SURFLAN AS or 75W

Nufarm Credit Duo Extra plus GOAL 2XL plus PRINCEP CALIBER 90, SIMAZINE 4L, 80W or 90DF

**Nufarm Credit Duo Extra plus GOAL 2XL plus SURFLAN AS or 75W plus
PRINCEP CALIBER 90, SIMAZINE 4L, 80W or 90DF**

Do not apply these tank mixtures in Puerto Rico.

Refer to the individual product labels for specific crops, rates, geographical restrictions and precautionary statements.

Read and carefully observe the label claims, cautionary statements, rates and all other information on the labels of all products.

RECOMMENDED RATES

Annual Weeds – Apply 1 to 5 quarts per acre of this product in these tank mixtures. Use rates at the higher end of the recommended range when weeds are stressed, growing in dense populations or are greater than 12 inches tall.

Perennial Weeds – Apply 1 pint to 5 quarts per acre of this product in these tank mixtures to control or suppress perennial weeds. Follow the recommendations in the "WEEDS CONTROLLED" section of this label for stage of growth and application rates for specific perennial weeds.

Nufarm Credit Duo Extra plus GOAL or Oxyflurofen plus SIMAZINE/SURFLAN

This product plus low rates of Goal or Oxyflurofen in 3-way or 4-way mixtures with simazine and/or Surflan will provide postemergence control of the weeds listed below.

Refer to the individual simazine and Surflan labels for preemergence rates, weeds controlled, precautionary statements and other important information.

Apply these tank mixtures in 3 to 40 gallons of water.

Apply 1 to 5 quarts per acre of this product plus 4 to 48 fluid ounces per acre of Goal or Oxyflurofen plus labeled rates of simazine and/or Surflan to control the following weeds:

Barley, wild

Hordeum leporinum

Bluegrass, annual

Poa annua

Cheeseweed, common

Malva spp.

Chickweed, common

Stellaria media

Filaree*

Erodium spp.

Fleabane, hairy

Conyza bonariensis

Groundsel, common

Senecio vulgaris

Horseweed/Marestail

Conyza canadensis

Nettle, stinging

Urtica dioica

Pineappleweed

Matricaria matricarioides

Rocket, London

Sisymbrium irio

Shepherdspurse

Capsella bursa-pastoris

Sowthistle, annual

Sonchus oleraceus

*Use a minimum of 1.5 quarts of this product in these mixtures.

NOTE: This recommendation does not preclude the use of Goal or Oxyflurofen in these mixtures at higher, labeled rates for pre-emergence weed control.

PERENNIAL GRASS SUPPRESSION ON ORCHARD FLOORS

When applied as directed, this product will suppress vegetative growth as indicated below.

Bahiagrass

This product will provide significant inhibition of seedhead emergence and will suppress vegetative growth for a period of approximately 45 days with a single application and approximately 120 days with sequential applications. Apply this product 1 to 2 weeks after full green-up or after mowing to a uniform height of 3 to 4 inches. Applications must be made prior to seedhead emergence. Apply 6 fluid ounces of this product in 10 to 25 gallons of water per acre.

Sequential applications of this product may be made at approximately 45-day intervals to extend the period of seedhead and vegetative growth suppression. For continued seedhead suppression, sequential applications must be made prior to seedhead emergence. Apply no more than 2 sequential applications per year. As a first sequential application, apply 4 fluid ounces of this product. A second sequential application of 2 to 4 fluid ounces may be made approximately 45 days after the last application.

Bermudagrass

For burndown, apply 1 to 2 quarts of this product in 3 to 20 gallons of water per acre. Use 1 quart of this product in 3 to 20 gallons of water per acre east of the Rocky Mountains. Use 1 to 2 quarts of this product in 3 to 10 gallons of water per acre west of the Rocky Mountains. Use this treatment only if reduction of the bermudagrass stand can be tolerated. When burndown is required prior to harvest, allow at least 21 days to ensure sufficient time for burndown to occur.

Suppression only (east of the Rocky Mountains)--Apply 6 to 16 fluid ounces of this product in 3 to 20 gallons of water per acre no sooner than 1 to 2 weeks after full green-up. Mowing prior to application may occur provided a minimum height of 3 inches is maintained. Rates of 6 to 10 fluid ounces of this product should be used in shaded conditions or where a lesser degree of suppression is desired. Sequential applications may be made when regrowth occurs and bermudagrass injury and stand reduction can be tolerated.

Suppression only (west of the Rocky Mountains)--Apply 16 fluid ounces of this product in 3 to 10 gallons of water per acre to bermudagrass up to 6 inches in height and no sooner than 1 to 2 weeks after full green-up. Mowing prior to application may occur provided a minimum height of 3 inches is maintained. Sequential applications may be made when regrowth occurs and bermudagrass injury and stand reduction can be tolerated.

Cool Season Grass Covers

For suppression of tall fescue, fine fescue, orchardgrass and quackgrass, apply 8 fluid ounces of this product in 10 to 20 gallons of water per acre. For best suppression, add ammonium sulfate to the spray solution at a rate of 2 percent by weight or 17 pounds per 100 gallons of spray solution.

For suppression of Kentucky bluegrass covers, apply 6 fluid ounces of this product. Do not add ammonium sulfate.

For best results, mow cool-season grass covers in the spring to even their height and apply the recommended rate of this product 3 to 4 days after mowing. Avoid treating cool season grass covers under poor growing conditions, such as drought stress (drip irrigation), disease or insect damage.

LOW VOLUME APPLICATION (FLORIDA AND TEXAS)

For burndown or control of the weeds listed, apply the recommended rates of this product in 3 to 30 gallons of water per acre. Where weed foliage is dense, use 10 to 30 gallons of water per acre.

Annual Weeds

Goatweed--Apply 2 to 3 quarts per acre of this product plus 17 pounds of ammonium sulfate per 100 gallons of water. Apply in 20 to 30 gallons of water per acre when plants are actively growing. Use 2 quarts per acre when plants are less than 8 inches tall and 3 quarts per acre when plants are greater than 8 inches. If goatweed is greater than 8 inches tall, the addition of Krovar II or Karmex or diuron may improve control. Use labeled rates for these residual products.

Read and carefully observe the label claims, cautionary statements, rates and all other information on the Krovar II and Karmex or diuron labels.

Perennial Weeds

Apply when weeds are actively growing and at the growth stages listed in the "PERENNIAL WEEDS CONTROLLED" section of this label. If perennial weeds are mowed, allow weeds to regrow to the recommended stage of growth.

S = Suppression B = Burndown

PC = Partial control C = Control

Nufarm Credit Duo Extra RATE PER ACRE				
WEED SPECIES	1 qt	2 qts	3 qts	5 qts
Bermudagrass	B	•	PC	C
Guineagrass				
Texas and Florida Ridge	B	C	C	C
Florida Flatwoods	•	B	C	C
Paragrass	B	C	C	C
Torpedograss	S	•	PC	C

TREE CROPS

Citrus****: calamondin, chironja, citron, grapefruit, kumquat, lemon, lime, mandarin orange, orange, pummelo, tangelo, tangarine, tangors.

Nuts** : almond, beechnut, Brazil nut, butternut, cashew, chestnuts, chinquapin, filbert, hazel nut, hickory nut, macadamia, pecan, pistachio, walnut.

Pome Fruit*****: apple, loquat, mayhaw, pear, quince.

Stone Fruit***: apricots, cherries, nectarines, olives, peaches, plums/prunes.

For cherries, any application equipment listed in this section may be used in all states.

For citron and olives, apply as a directed spray only.

Any application equipment listed in this section may be used in apricots, nectarines, peaches and plums/prunes growing in Arizona, California, Colorado, Idaho, Kansas, Kentucky, New Jersey, North Dakota, Oklahoma, Oregon, Texas, Utah and Washington, except for peaches grown in the states specified in the following paragraph. In all other states use wiper equipment only.

For PEACHES grown in Alabama, Arkansas, Florida, Georgia, Louisiana, Mississippi, North Carolina, South Carolina and Tennessee only, apply with a shielded boom sprayer or shielded wiper applicator, which prevents any contact of this product with the foliage or bark of trees. Apply no later than 90 days after first bloom. Applications made after this time may result in severe damage. Remove suckers and low-hanging limbs at least 10 days prior to application. Avoid applications near trees with recent pruning wounds or other mechanical injury. Apply only near trees which have been planted in the orchard for 2 or more years. **EXTREME CARE MUST BE TAKEN TO ENSURE NO PART OF THE PEACH TREE IS CONTACTED.**

Tropical Fruit: acerola*, atemoya*, avocado*, banana*****, (plantains)****, breadfruit*, canistel*, carambola*, cherimoya*, cocoa beans*, coffee****, dates*, figs*, genip*, guava*****, jaboticaba*, jackfruit*, longan*, lychee*, mango*, mayhaw*, papaya*****, passion fruit*, persimmons*, pomegranate*, sapodilla*, sapote*, sour sop*, sugar apple*, tamarind*, tea*. In coffee and banana, delay applications 3 months after transplanting to allow the new coffee or banana plant to become established.

NOTE

* Allow a minimum of 14 days between last application and harvest.

** Allow a minimum of 3 days between last application and harvest of these crops.

*** Allow a minimum of 17 days between last application and harvest.

**** Allow a minimum of 28 days between last application and harvest.

***** Allow a minimum of 1 day between last application and harvest.

VINE CROPS

Kiwi Fruit

Grapes: Any variety of table, wine or raisin grape may be treated with any equipment listed in this section.

Applications should not be made when green shoots, canes, or foliage are in the spray zone.

Allow a minimum of 14 days between last application and harvest.

In the northeast and Great Lakes regions, applications must be made prior to the end of bloom stage of grapes to avoid injury.

LIMIT OF WARRANTY AND LIABILITY

This Company warrants that this product conforms to the chemical description on the label and is reasonably fit for the purposes set forth in the Complete Directions for Use label booklet ("Directions") when used in accordance with those Directions under the conditions described therein. NO OTHER EXPRESS WARRANTY OR IMPLIED WARRANTY OF FITNESS FOR PARTICULAR PURPOSE OR MERCHANTABILITY IS MADE. This warranty is also subject to the conditions and limitations stated herein.

Buyer and all users shall promptly notify this Company of any claims whether based in contract, negligence, strict liability, other tort or otherwise.

Buyer and all users are responsible for all loss or damage from use or handling which results from conditions beyond the control of this Company, including, but not limited to, incompatibility with products other than those set forth in the Directions, application to or contact with desirable vegetation, unusual weather, weather conditions which are outside the range considered normal at the application site and for the time period when the product is applied, as well as weather conditions which are outside the application ranges set forth in the Directions, application in any manner not explicitly set forth in the Directions, moisture conditions outside the moisture range specified in the Directions, or the presence of products other than those set forth in the Directions in or on the soil, crop or treated vegetation.

THE EXCLUSIVE REMEDY OF THE USER OR BUYER, AND THE LIMIT OF THE LIABILITY OF THIS COMPANY OR ANY OTHER SELLER FOR ANY AND ALL LOSSES, INJURIES OR DAMAGES RESULTING FROM THE USE OR HANDLING OF THIS PRODUCT (INCLUDING CLAIMS BASED IN CONTRACT, NEGLIGENCE, STRICT LIABILITY, OTHER TORT OR OTHERWISE) SHALL BE THE PURCHASE PRICE PAID BY THE USER OR BUYER FOR THE QUANTITY OF THIS PRODUCT INVOLVED, OR, AT THE ELECTION OF THIS COMPANY OR ANY OTHER SELLER, THE REPLACEMENT OF SUCH QUANTITY, OR, IF NOT ACQUIRED BY PURCHASE, REPLACEMENT OF SUCH QUANTITY. IN NO EVENT SHALL THIS COMPANY OR ANY OTHER SELLER BE LIABLE FOR ANY INCIDENTAL, CONSEQUENTIAL OR SPECIAL DAMAGES.

Buyer and all users are deemed to have accepted the terms of this LIMIT OF WARRANTY AND LIABILITY which may not be varied by any verbal or written agreement.

®Bullet, Harness, Lasso, Micro-Tech, Partner, Roundup Ready and Lariat are registered trademarks of Monsanto Company.

®Bladex, Oust, Krovar, Escort, Extrazine, Telar, Canopy, Gemini, Lexone, Lorox Plus, Preview and Karmex are registered trademarks of E.I. duPont de Nemours and Company.

®Dual, Bicep, Princep and Caliber are registered trademarks of Syngenta Crop Protection.

®Broadstrike, Surflan, Surpass, and Topnotch are registered trademarks of Dow Agrosciences.

®Banvel, Frontier, Guardsman, Marksman, Prowl, Pursuit, Pursuit Plus, Scepter, Solicam, and Squadron are registered trademarks of BASF, Inc.

®Folex and Prep are registered trademarks of Aventis Crop Sciences.

®Goal is a registered trademark of Rohm and Haas Company.

®DEF, Sencor and Turbo are registered trademarks of Bayer AG.

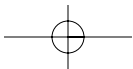
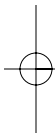
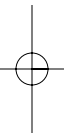
®Command is a registered trademark of FMC Corporation.

®Linex is a registered trademark of Griffin LLC.

®Credit, Weedat and Weedone are registered trademarks of Nufarm, Inc.

This product is protected by U.S. Patent No. 4,405,531. Other patents pending. No license granted under any non-U.S. patent(s).

NOTES



Credit® Duo Extra Herbicide

For Use in Certain Cropping Systems, Including Roundup Ready® Corn, Cotton and Soybeans; for Reduced Tillage and Fallow Systems; and Many Noncrop Areas.

ACTIVE INGREDIENT:

*Glyphosate, N-(phosphonomethyl) glycine, in the form of its isopropylamine salt 37.54%

**Glyphosate, N-(phosphonomethyl) glycine, in the form of its monoammonium salt 3.42%*

INERT INGREDIENTS: 59.04%

100.00%

* Contains 437 grams per liter or 3.64 pounds per U.S. gallon of the active ingredient glyphosate, in the form of its isopropylamine salt. Equivalent to 324 grams per liter or 2.7 pounds per U.S. gallon of the acid, glyphosate.

**Contains 40 grams per liter or 0.33 pounds per U.S. gallon of the active ingredient glyphosate, in the form of its monoammonium salt. Equivalent to 36 grams per liter or 0.3 pounds per U.S. gallon of the acid, glyphosate.

EPA Reg. No. 71368-25

EPA Est. No. 228-IL-1

KEEP OUT OF REACH OF CHILDREN CAUTION

See Inside for Additional Precautionary Statements.

Read the entire label before using this product. Use only according to label instructions.

For Chemical Emergency, Spill, Leak, Fire, Exposure or Accident, Call CHEMTREC Day or Night 1-800-424-9300.

For Medical Emergencies Only, Call 877-325-1840.

FIRST AID

IF IN EYES	<ul style="list-style-type: none">• Hold eye open and rinse slowly and gently with water for 15 – 20 minutes.• Remove contact lenses, if present, after the first 5 minutes, then continue rinsing eye.• Call a poison control center or doctor for treatment advice.
IF SWALLOWED	<ul style="list-style-type: none">• Call poison control center or doctor immediately for treatment advice.• Have person sip a glass of water if able to swallow.• Do not induce vomiting unless told to do so by the poison control center or doctor.• Do not give anything by mouth to an unconscious person.
IF INHALED	<ul style="list-style-type: none">• Move person to fresh air.• If person is not breathing, call 911 or an ambulance, then give artificial respiration, preferably by mouth-to-mouth, if possible.• Call a poison control center or doctor for further treatment advice.
IF ON SKIN	<ul style="list-style-type: none">• Take off contaminated clothing.• Rinse skin immediately with plenty of water for 15 – 20 minutes.• Call a poison control center or doctor for treatment advice.

PRECAUTIONARY STATEMENTS HAZARDS TO HUMANS AND DOMESTIC ANIMALS CAUTION

Causes moderate eye irritation. Harmful if swallowed or inhaled. Avoid contact with eyes, skin or clothing. Avoid breathing spray mist. Wash thoroughly with soap and water after handling. Remove contaminated clothing and wash clothing before reuse.

ENVIRONMENTAL HAZARDS

Do not apply directly to water, to areas where surface water is present or to intertidal areas below the mean high water mark. Do not contaminate water when disposing of equipment washwaters.

DIRECTIONS FOR USE

It Is A Violation Of Federal Law To Use This Product In Any Manner Inconsistent With Its Labeling. Do not apply this product in a way that will contact workers or other persons, either directly or through drift. Only protected handlers may be in the area during application. For any requirements specific to your State or Tribe, consult the agency responsible for pesticide regulations.

STORAGE AND DISPOSAL

Do not contaminate water, foodstuffs, feed or seed by storage or disposal.

STORAGE: STORE ABOVE 10°F (-12°C) TO KEEP PRODUCT FROM CRYSTALLIZING. Crystals will settle to the bottom. If allowed to crys-

tallize, place in a warm room 68°F (20°C) for several days to redissolve and shake or roll to mix well before using.

DISPOSAL: Wastes resulting from the use of this product that cannot be used or chemically reprocessed should be disposed of in a landfill approved for pesticide disposal or in accordance with applicable Federal, state or local procedures.

Emptied container retains vapor and product residue. Observe all label safeguards until container is destroyed.

PLASTIC BOTTLES AND NON-RETURNABLE PLASTIC DRUMS: Do not reuse container. Triple rinse container. Then puncture and dispose of in a sanitary landfill, or by incineration, or, if allowed by state and local authorities, by burning. If burned, stay out of smoke.

RETURNABLE/REFILLABLE CONTAINERS: After use, return the container to the point of purchase or designated locations. The container must only be refilled with this product. DO NOT REUSE THE CONTAINER FOR ANY OTHER PURPOSE. Prior to refilling, inspect thoroughly for damage such as cracks, punctures, abrasions and damaged or worn out threads on closure devices. Do not refill or transport damaged or leaking containers. Check for leaks after refilling and before transportation. If the container is not being refilled, return it to the point of purchase.

Manufactured By:

Nufarm, Inc.
Burr Ridge, IL

071368.000251.2003.0912.cdeh